

---

## Risultati

### Indagine 475876

---

Numero di record in questa query:	204
Record totali nell'indagine:	204
Percentuale del totale:	100.00%

---

## Riepilogo per D2

The questionnaire is anonymous and voluntary. The results will be made available in an aggregate form by course year and PhD course only to the members of the Student-Professor Joint Committee and the Evaluation Committee, who are bound to confidentiality. I have read and understood

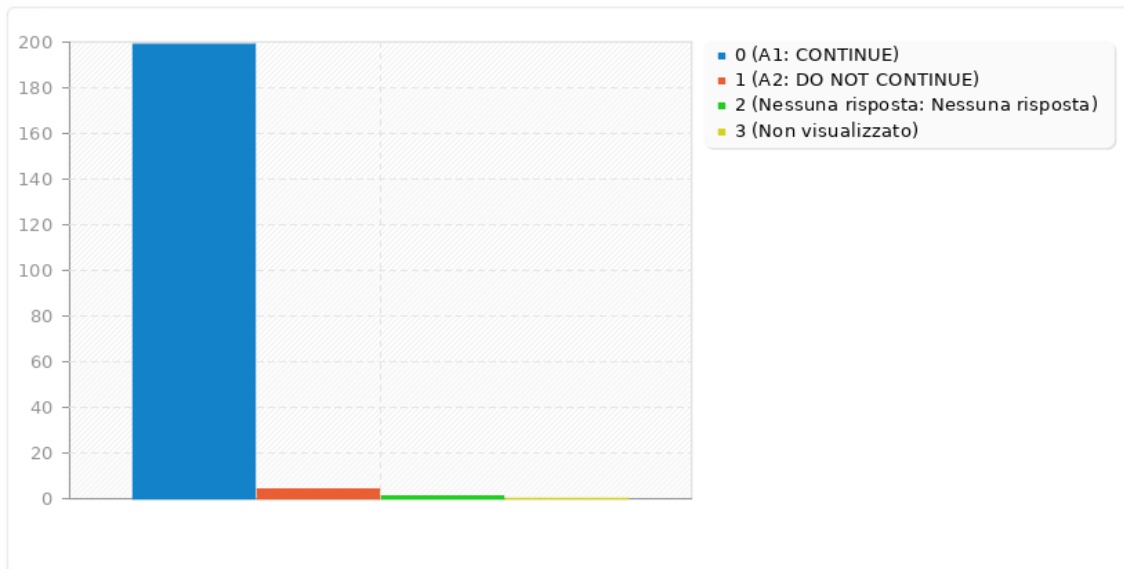
---

<b>Risposta</b>	<b>Conteggio</b>	<b>Percentuale</b>
CONTINUE (A1)	199	97.55%
DO NOT CONTINUE (A2)	4	1.96%
Nessuna risposta	1	0.49%
Non visualizzato	0	0.00%

## Riepilogo per D2

The questionnaire is anonymous and voluntary. The results will be made available in an aggregate form by course year and PhD course only to the members of the Student-Professor Joint Committee and the Evaluation Committee, who are bound to confidentiality. I have read and understood

---



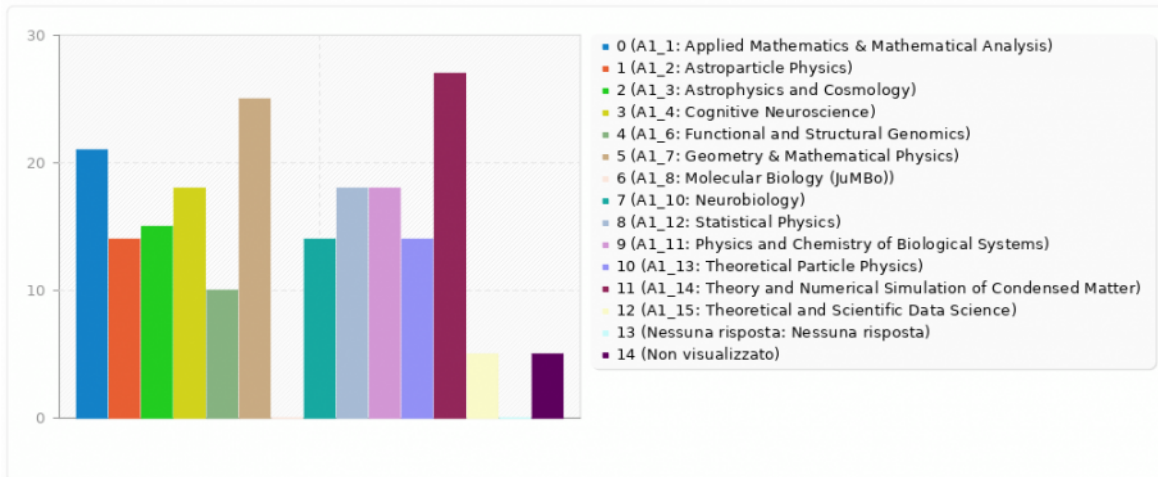
## Riepilogo per A1

Which Ph.D. course were you following last academic year (2021/22)?

Risposta	Conteggio	Percentuale
Applied Mathematics & Mathematical Analysis (A1_1)	21	10.29%
Astroparticle Physics (A1_2)	14	6.86%
Astrophysics and Cosmology (A1_3)	15	7.35%
Cognitive Neuroscience (A1_4)	18	8.82%
Functional and Structural Genomics (A1_6)	10	4.90%
Geometry & Mathematical Physics (A1_7)	25	12.25%
Molecular Biology (JuMBo) (A1_8)	0	0.00%
Neurobiology (A1_10)	14	6.86%
Statistical Physics (A1_12)	18	8.82%
Physics and Chemistry of Biological Systems (A1_11)	18	8.82%
Theoretical Particle Physics (A1_13)	14	6.86%
Theory and Numerical Simulation of Condensed Matter (A1_14)	27	13.24%
Theoretical and Scientific Data Science (A1_15)	5	2.45%
Nessuna risposta	0	0.00%
Non visualizzato	5	2.45%

## Riepilogo per A1

Which Ph.D. course were you following last academic year (2021/22)?



---

**Riepilogo per A2**

Year of course ? (Last academic year 2021/22)

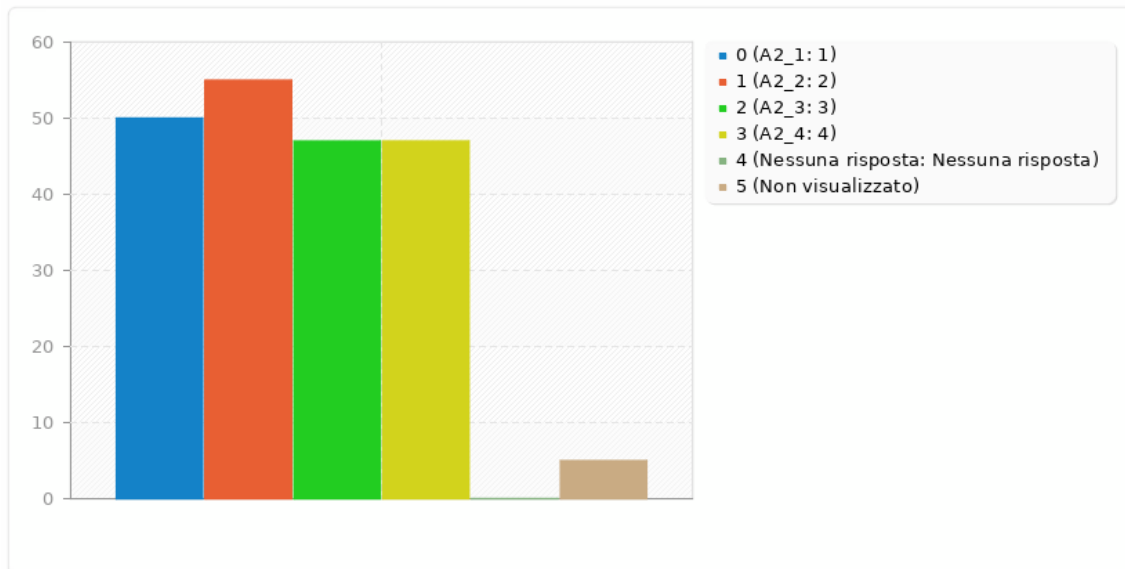
---

<b>Risposta</b>	<b>Conteggio</b>	<b>Percentuale</b>
1 (A2_1)	50	24.51%
2 (A2_2)	55	26.96%
3 (A2_3)	47	23.04%
4 (A2_4)	47	23.04%
Nessuna risposta	0	0.00%
Non visualizzato	5	2.45%

## Riepilogo per A2

Year of course ? (Last academic year 2021/22)

---



---

**Riepilogo per A3****Nationality?**

---

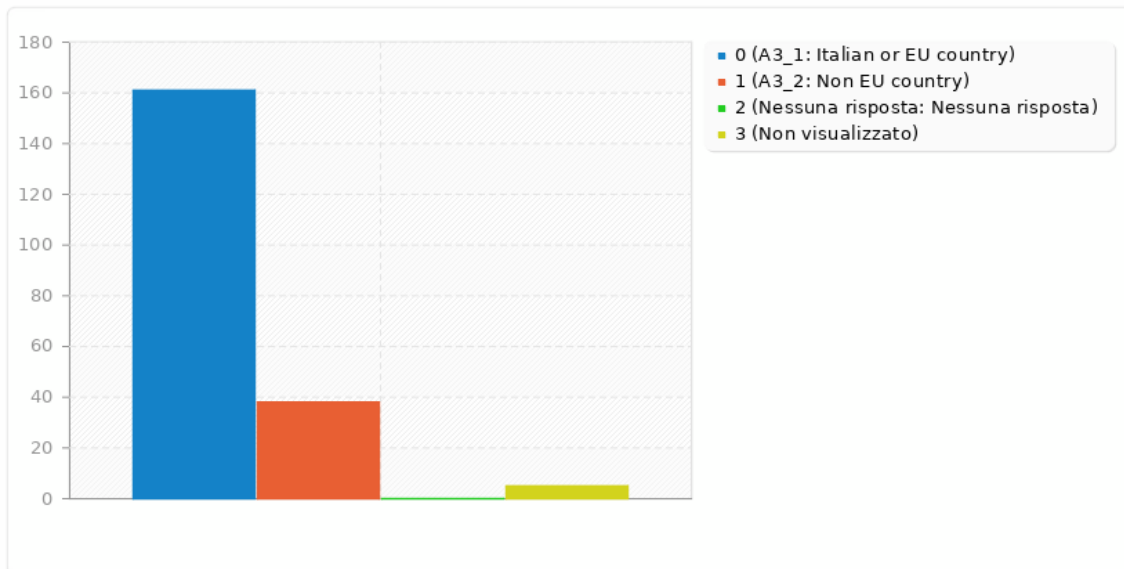
<b>Risposta</b>	<b>Conteggio</b>	<b>Percentuale</b>
Italian or EU country (A3_1)	161	78.92%
Non EU country (A3_2)	38	18.63%
Nessuna risposta	0	0.00%
Non visualizzato	5	2.45%



## Riepilogo per A3

Nationality?

---



## Riepilogo per B1

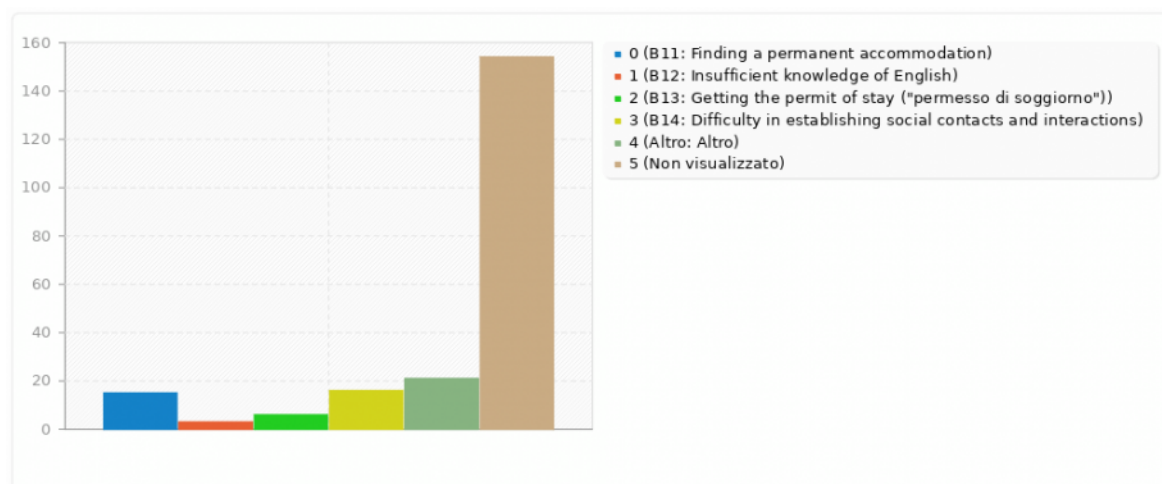
What were your major problems when you arrived at SISSA ?

Risposta	Conteggio	Percentuale
Finding a permanent accommodation (B11)	15	7.35%
Insufficient knowledge of English (B12)	3	1.47%
Getting the permit of stay ("permesso di soggiorno") (B13)	6	2.94%
Difficulty in establishing social contacts and interactions (B14)	16	7.84%
Altro	21	10.29%
Non visualizzato	154	75.49%

ID	Risposta
47	None
53	I was already here for my master with UniTs
88	None
120	None
121	no problems
129	None
141	Getting SPID
143	No problems
148	municipality stuff
167	no major problems
180	ARDISS and bureaucratic stuff
193	Getting a bank account
194	None
206	The first days we started directly to attend lessons, without a proper introduction to the course
233	Difficulty interacting with students due to insufficient knowledge of italian
240	I kindly request you to communicate with Immigration office to issue temporary residence permit when we are waiting for Permesso, It's a regular practice in other European countries I believe. I was in France for 3 years, they always issued a temporary residence permit for 3 months from the date of application, when I applied for the renewal of my VISA on the same day of the application on spot. It's become very complicated to plan sudden travels to do even inside Europe.
245	No particular ones
261	difficulty setting up the necessary bureaucracy
262	Difficulty managing all the travel and multiple expenses
271	Bureaucratic procedures as ARDISS
278	Nothing

## Riepilogo per B1

What were your major problems when you arrived at SISSA ?



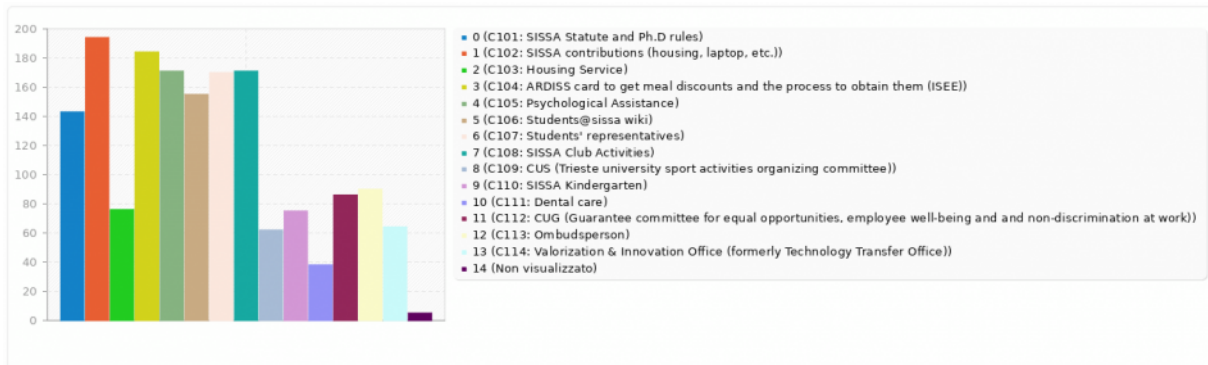
## Riepilogo per B2

Which of the following topics are you actually informed about?

Risposta	Conteggio	Percentuale
SISSA Statute and Ph.D rules (C101)	143	70.10%
SISSA contributions (housing, laptop, etc.) (C102)	194	95.10%
Housing Service (C103)	76	37.25%
ARDISS card to get meal discounts and the process to obtain them (ISEE) (C104)	184	90.20%
Psychological Assistance (C105)	171	83.82%
Students@sissa wiki (C106)	155	75.98%
Students' representatives (C107)	170	83.33%
SISSA Club Activities (C108)	171	83.82%
CUS (Trieste university sport activities organizing committee) (C109)	62	30.39%
SISSA Kindergarten (C110)	75	36.76%
Dental care (C111)	38	18.63%
CUG (Guarantee committee for equal opportunities, employee well-being and and non-discrimination at work) (C112)	86	42.16%
Ombudsperson (C113)	90	44.12%
Valorization & Innovation Office (formerly Technology Transfer Office) (C114)	64	31.37%
Non visualizzato	5	2.45%

## Riepilogo per B2

Which of the following topics are you actually informed about?



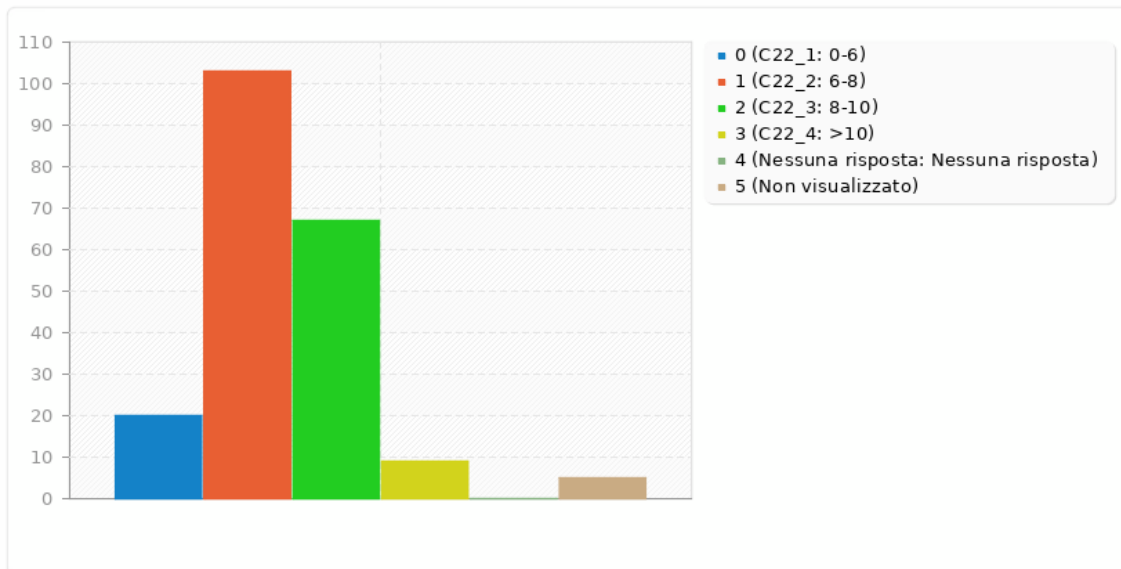
## Riepilogo per G1

On average, how many hours per day do you work during the week?

Risposta	Conteggio	Percentuale
0-6 (C22_1)	20	9.80%
6-8 (C22_2)	103	50.49%
8-10 (C22_3)	67	32.84%
>10 (C22_4)	9	4.41%
Nessuna risposta	0	0.00%
Non visualizzato	5	2.45%

## Riepilogo per G1

On average, how many hours per day do you work during the week?



---

**Riepilogo per G3**

On average, how many hours per day do you work during the weekend?

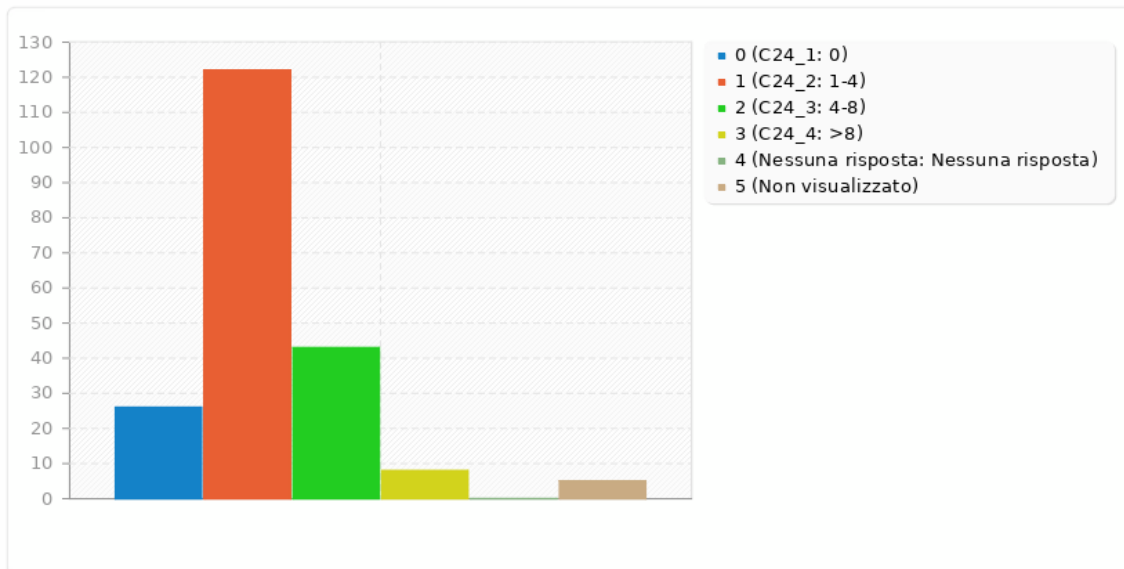
---

<b>Risposta</b>	<b>Conteggio</b>	<b>Percentuale</b>
0 (C24_1)	26	12.75%
1-4 (C24_2)	122	59.80%
4-8 (C24_3)	43	21.08%
>8 (C24_4)	8	3.92%
Nessuna risposta	0	0.00%
Non visualizzato	5	2.45%



### Riepilogo per G3

On average, how many hours per day do you work during the weekend?



---

**Riepilogo per G4**

---

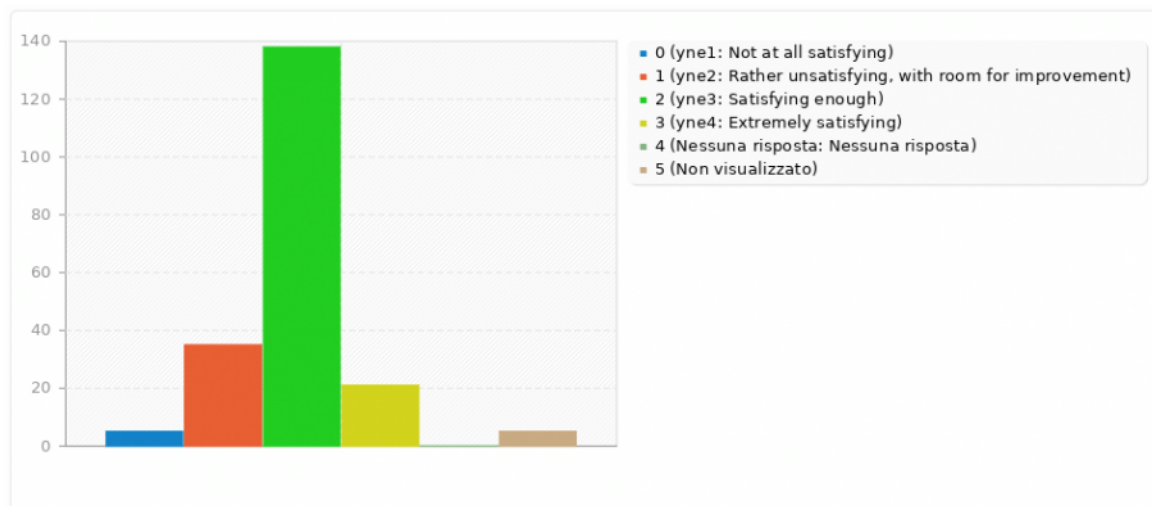
How would you judge the quality of teaching equipment in lecture rooms (e.g. projectors, etc...)?

---

<b>Risposta</b>	<b>Conteggio</b>	<b>Percentuale</b>
Not at all satisfying (yne1)	5	2.45%
Rather unsatisfying, with room for improvement (yne2)	35	17.16%
Satisfying enough (yne3)	138	67.65%
Extremely satisfying (yne4)	21	10.29%
Nessuna risposta	0	0.00%
Non visualizzato	5	2.45%

## Riepilogo per G4

How would you judge the quality of teaching equipment in lecture rooms (e.g. projectors, etc...)?



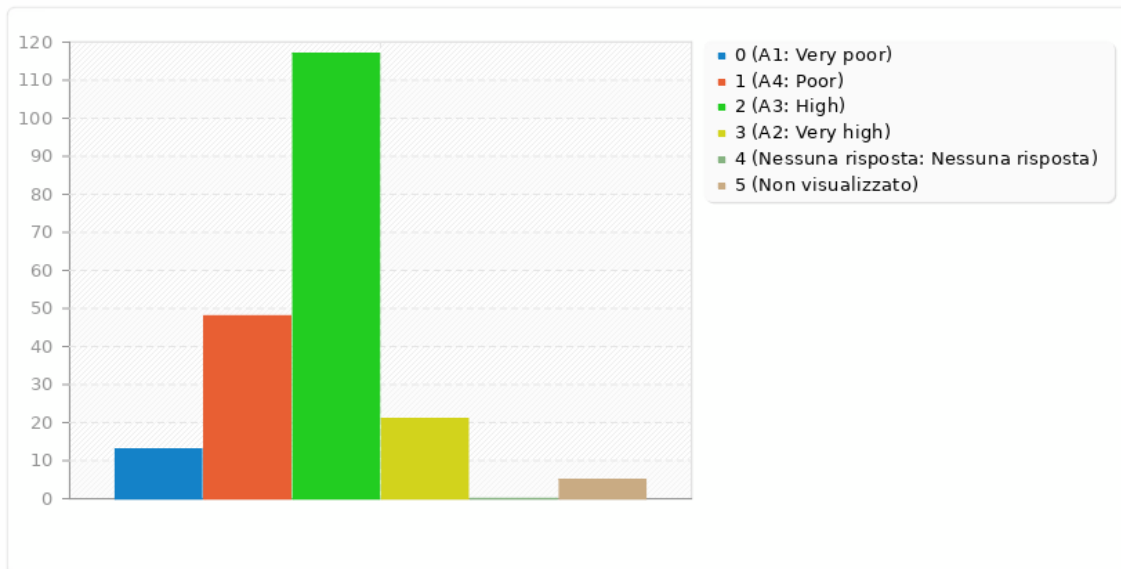
## Riepilogo per G7

How would you rate your wellbeing (being happy, healthy, motivated, comfortable) at SISSA?

Risposta	Conteggio	Percentuale
Very poor (A1)	13	6.37%
Poor (A4)	48	23.53%
High (A3)	117	57.35%
Very high (A2)	21	10.29%
Nessuna risposta	0	0.00%
Non visualizzato	5	2.45%

## Riepilogo per G7

How would you rate your wellbeing (being happy, healthy, motivated, comfortable) at SISSA?



---

**Riepilogo per G6**

---

While at SISSA, have you ever felt discriminated based on your appearance, ethnicity, gender, religion?

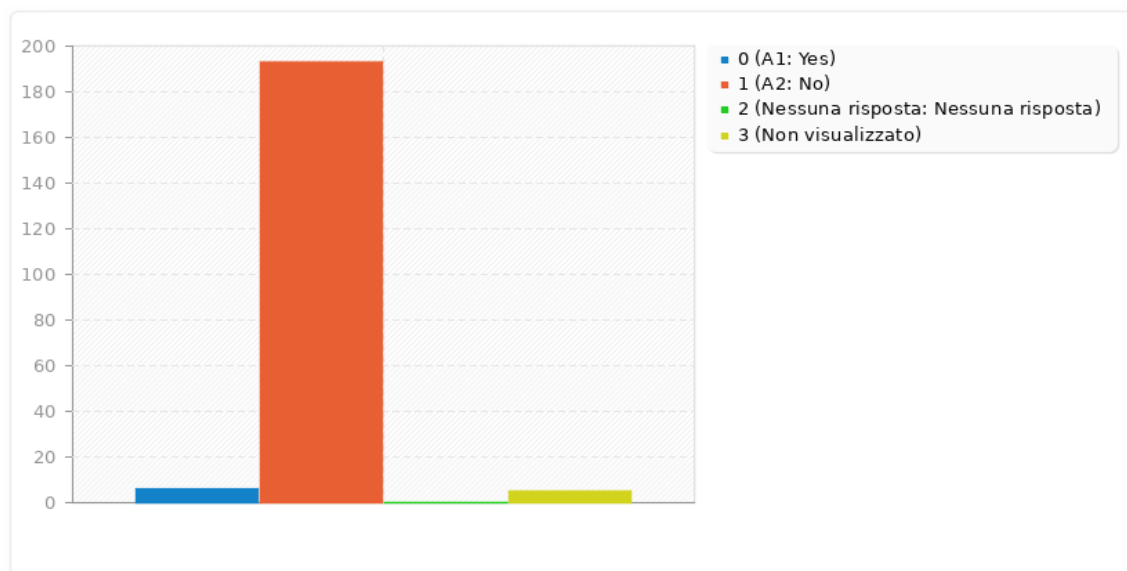
---

<b>Risposta</b>	<b>Conteggio</b>	<b>Percentuale</b>
Yes (A1)	6	2.94%
No (A2)	193	94.61%
Nessuna risposta	0	0.00%
Non visualizzato	5	2.45%

## Riepilogo per G6

While at SISSA, have you ever felt discriminated based on your appearance, ethnicity, gender, religion?

---



---

**Riepilogo per G5**

---

How would you judge the efficiency of the Psychological Support Service?

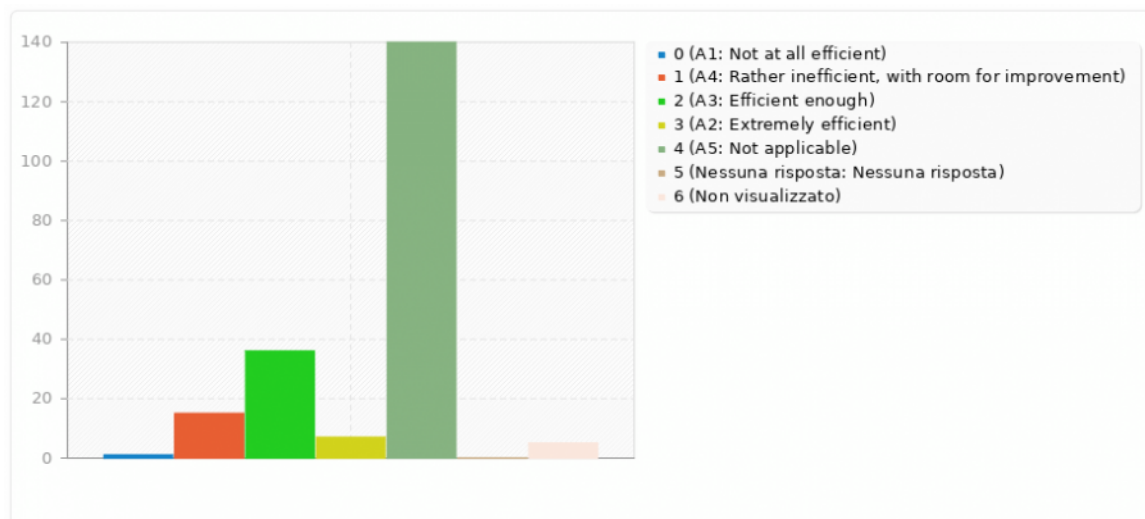
---

<b>Risposta</b>	<b>Conteggio</b>	<b>Percentuale</b>
Not at all efficient (A1)	1	0.49%
Rather inefficient, with room for improvement (A4)	15	7.35%
Efficient enough (A3)	36	17.65%
Extremely efficient (A2)	7	3.43%
Not applicable (A5)	140	68.63%
Nessuna risposta	0	0.00%
Non visualizzato	5	2.45%



## Riepilogo per G5

How would you judge the efficiency of the Psychological Support Service?



---

**Riepilogo per H5(SQ001)[Representation in your Area Council]**

Which of the following activities of the students' representatives are you actually informed about?

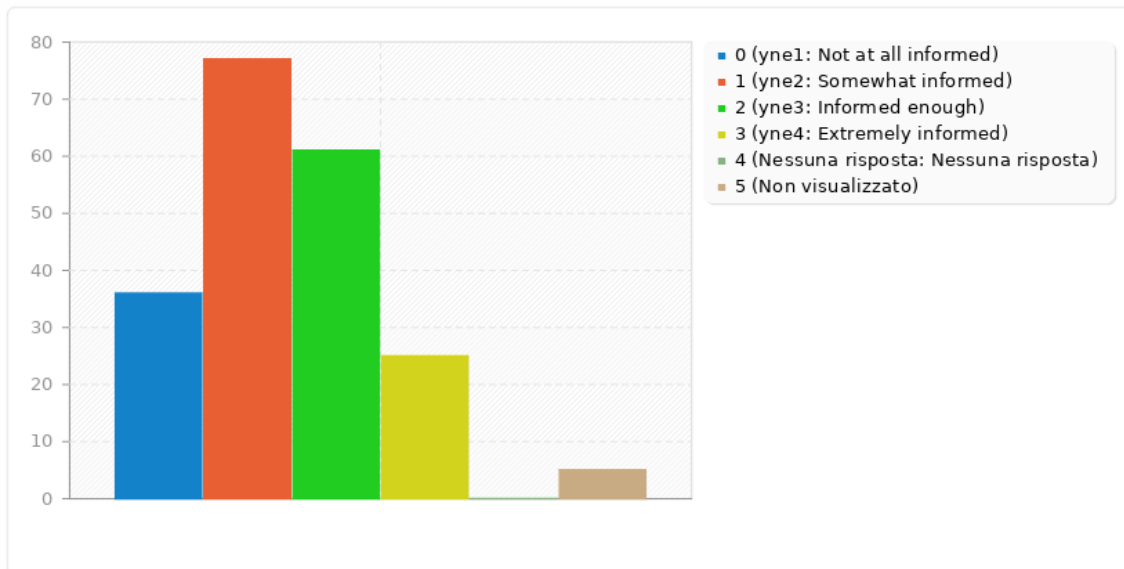
---

<b>Risposta</b>	<b>Conteggio</b>	<b>Percentuale</b>
Not at all informed (yne1)	36	17.65%
Somewhat informed (yne2)	77	37.75%
Informed enough (yne3)	61	29.90%
Extremely informed (yne4)	25	12.25%
Nessuna risposta	0	0.00%
Non visualizzato	5	2.45%

### Riepilogo per H5(SQ001)[Representation in your Area Council]

Which of the following activities of the students' representatives are you actually informed about?

---



## Riepilogo per H5(SQ002)[Representation in the Academic Senate]

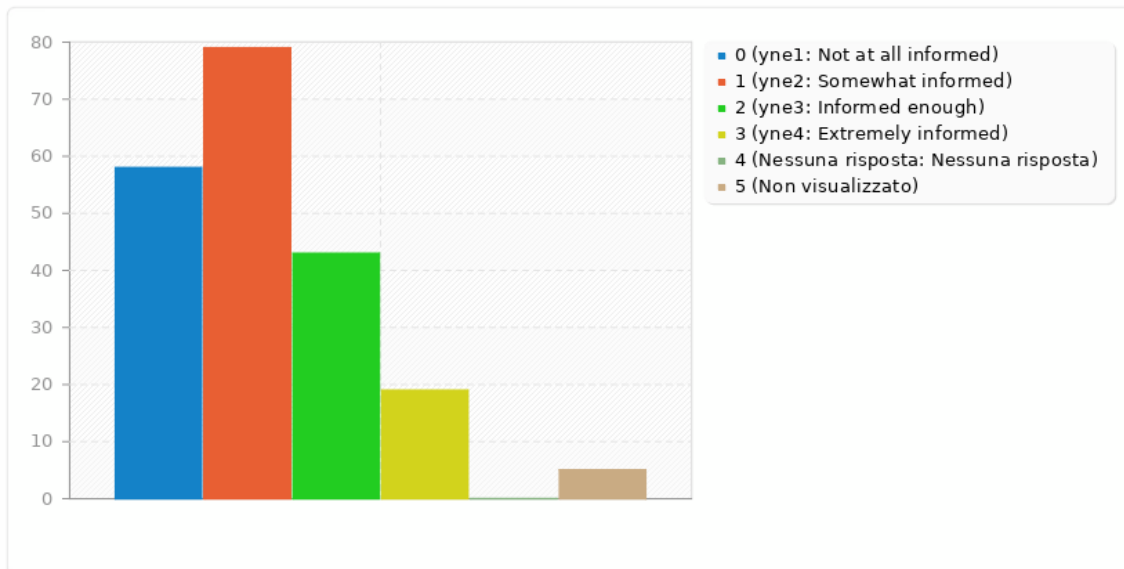
Which of the following activities of the students' representatives are you actually informed about?

Risposta	Conteggio	Percentuale
Not at all informed (yne1)	58	28.43%
Somewhat informed (yne2)	79	38.73%
Informed enough (yne3)	43	21.08%
Extremely informed (yne4)	19	9.31%
Nessuna risposta	0	0.00%
Non visualizzato	5	2.45%

### Riepilogo per H5(SQ002)[Representation in the Academic Senate]

Which of the following activities of the students' representatives are you actually informed about?

---



---

## Riepilogo per H5(SQ003)[Representation in the Administrative Council/Board of Directors]

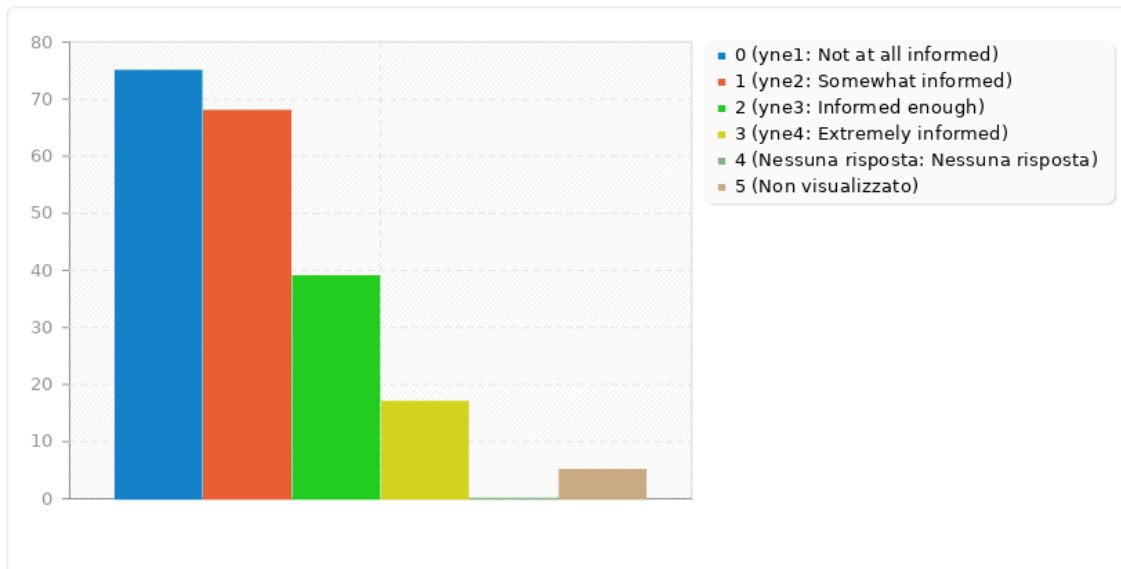
Which of the following activities of the students' representatives are you actually informed about?

---

<b>Risposta</b>	<b>Conteggio</b>	<b>Percentuale</b>
Not at all informed (yne1)	75	36.76%
Somewhat informed (yne2)	68	33.33%
Informed enough (yne3)	39	19.12%
Extremely informed (yne4)	17	8.33%
Nessuna risposta	0	0.00%
Non visualizzato	5	2.45%

Riepilogo per H5(SQ003)[Representation in the Administrative Council/Board of Directors]

Which of the following activities of the students' representatives are you actually informed about?



## Riepilogo per H5(SQ004)[Representation in the ARDISS Committee]

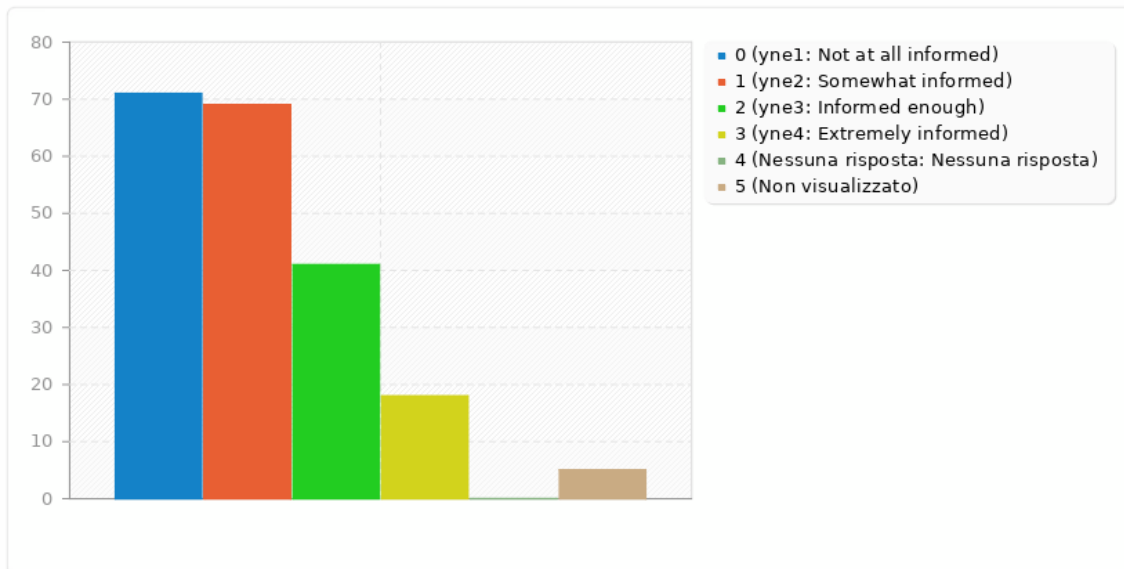
Which of the following activities of the students' representatives are you actually informed about?

Risposta	Conteggio	Percentuale
Not at all informed (yne1)	71	34.80%
Somewhat informed (yne2)	69	33.82%
Informed enough (yne3)	41	20.10%
Extremely informed (yne4)	18	8.82%
Nessuna risposta	0	0.00%
Non visualizzato	5	2.45%



Riepilogo per H5(SQ004)[Representation in the ARDISS Committee]

Which of the following activities of the students' representatives are you actually informed about?



---

## Riepilogo per H5(SQ005)[Representation in the Student-Professors Joint Committee ("commissione paritetica")]

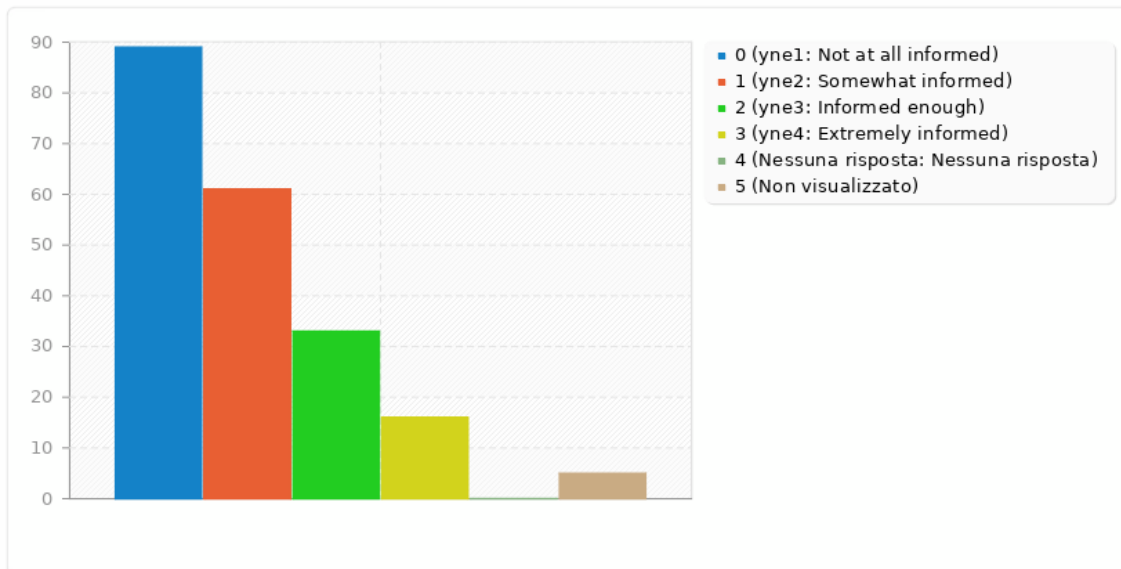
Which of the following activities of the students' representatives are you actually informed about?

---

<b>Risposta</b>	<b>Conteggio</b>	<b>Percentuale</b>
Not at all informed (yne1)	89	43.63%
Somewhat informed (yne2)	61	29.90%
Informed enough (yne3)	33	16.18%
Extremely informed (yne4)	16	7.84%
Nessuna risposta	0	0.00%
Non visualizzato	5	2.45%

Riepilogo per H5(SQ005)[Representation in the Student-Professors Joint Committee ("commissione paritetica")]

Which of the following activities of the students' representatives are you actually informed about?



---

**Riepilogo per H5(SQ006)[Representation in the Evaluation Unit ("nucleo di valutazione")]**

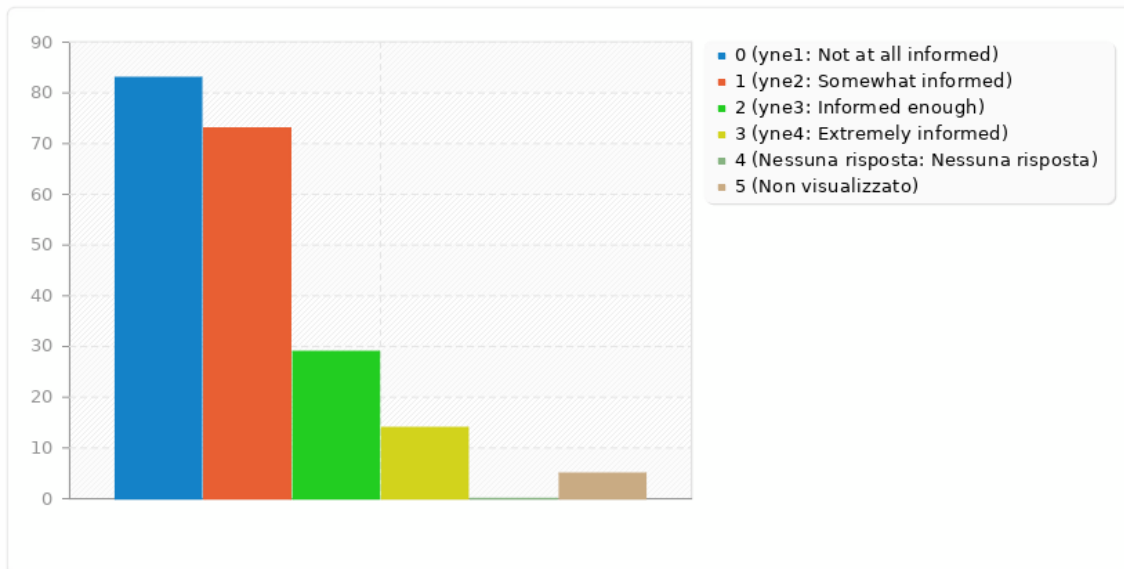
Which of the following activities of the students' representatives are you actually informed about?

---

<b>Risposta</b>	<b>Conteggio</b>	<b>Percentuale</b>
Not at all informed (yne1)	83	40.69%
Somewhat informed (yne2)	73	35.78%
Informed enough (yne3)	29	14.22%
Extremely informed (yne4)	14	6.86%
Nessuna risposta	0	0.00%
Non visualizzato	5	2.45%

Riepilogo per H5(SQ006)[Representation in the Evaluation Unit ("nucleo di valutazione")]

Which of the following activities of the students' representatives are you actually informed about?



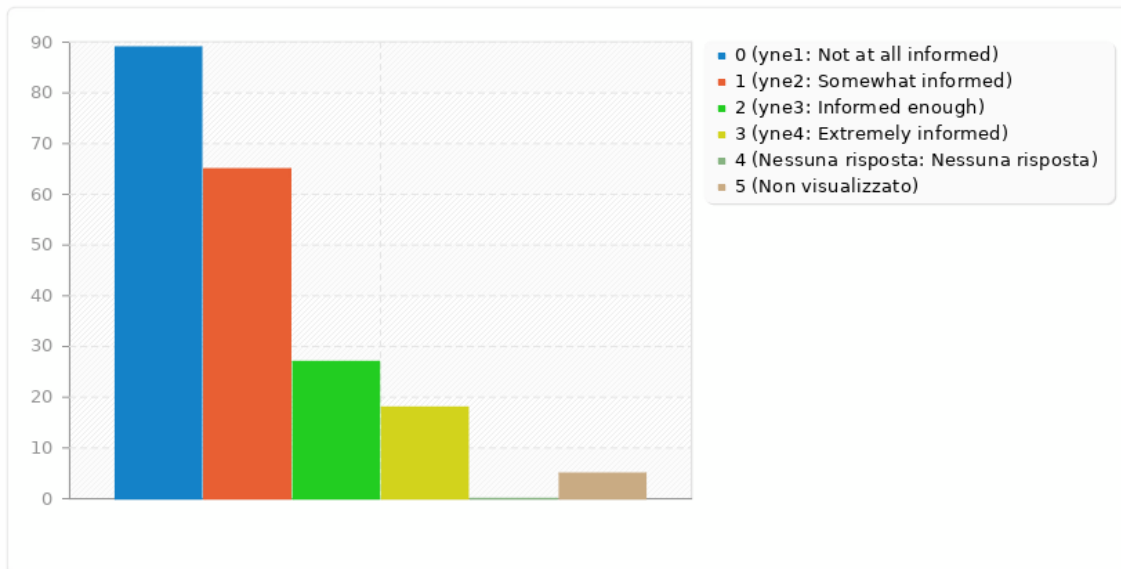
Riepilogo per H5(SQ007)[Representation in the Guarantee Committee for equal opportunities, employee well-being and non-discrimination at work (CUG)]

Which of the following activities of the students' representatives are you actually informed about?

Risposta	Conteggio	Percentuale
Not at all informed (yne1)	89	43.63%
Somewhat informed (yne2)	65	31.86%
Informed enough (yne3)	27	13.24%
Extremely informed (yne4)	18	8.82%
Nessuna risposta	0	0.00%
Non visualizzato	5	2.45%

Riepilogo per H5(SQ007)[Representation in the Guarantee Committee for equal opportunities, employee well-being and non-discrimination at work (CUG)]

Which of the following activities of the students' representatives are you actually informed about?



---

## Riepilogo per H5(SQ008)[Representation in the Quality Assurance Unit ("presidio di qualità")]

Which of the following activities of the students' representatives are you actually informed about?

---

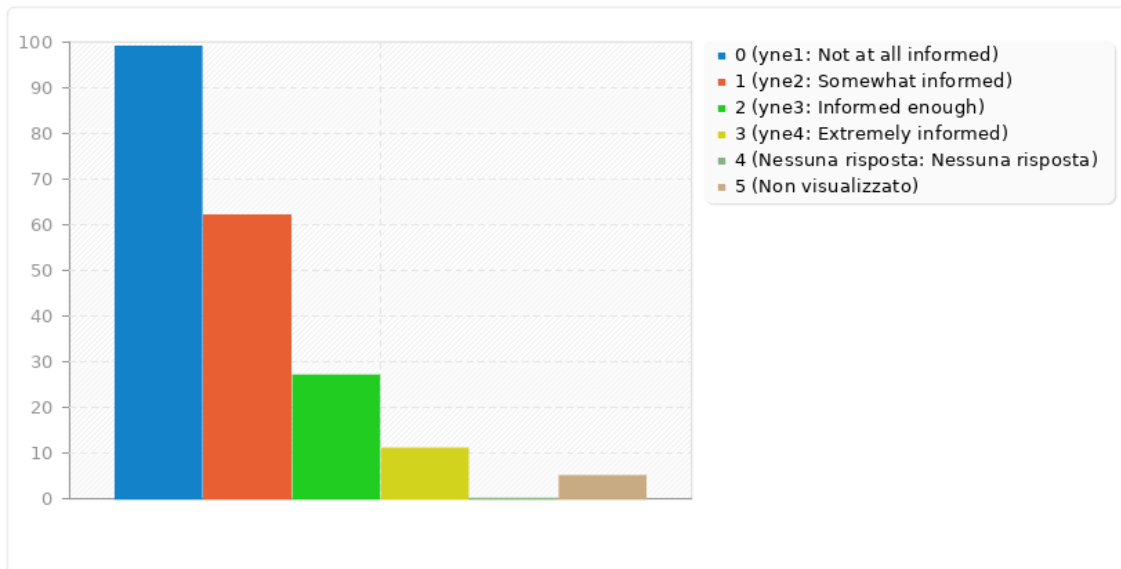
<b>Risposta</b>	<b>Conteggio</b>	<b>Percentuale</b>
Not at all informed (yne1)	99	48.53%
Somewhat informed (yne2)	62	30.39%
Informed enough (yne3)	27	13.24%
Extremely informed (yne4)	11	5.39%
Nessuna risposta	0	0.00%
Non visualizzato	5	2.45%



### Riepilogo per H5(SQ008)[Representation in the Quality Assurance Unit ("presidio di qualità")]

Which of the following activities of the students' representatives are you actually informed about?

---



## Riepilogo per H6

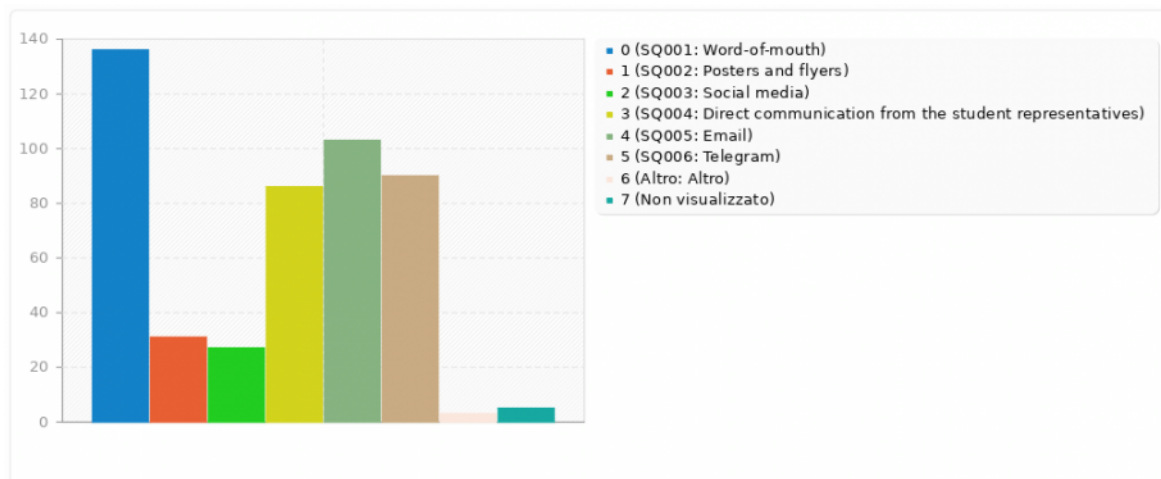
How do you get informed about the activities of student representatives?

Risposta	Conteggio	Percentuale
Word-of-mouth (SQ001)	136	66.67%
Posters and flyers (SQ002)	31	15.20%
Social media (SQ003)	27	13.24%
Direct communication from the student representatives (SQ004)	86	42.16%
Email (SQ005)	103	50.49%
Telegram (SQ006)	90	44.12%
Altro	3	1.47%
Non visualizzato	5	2.45%

ID	Risposta
79	I am a Student Representative
102	I am not informed
165	I don't get informed

## Riepilogo per H6

How do you get informed about the activities of student representatives?



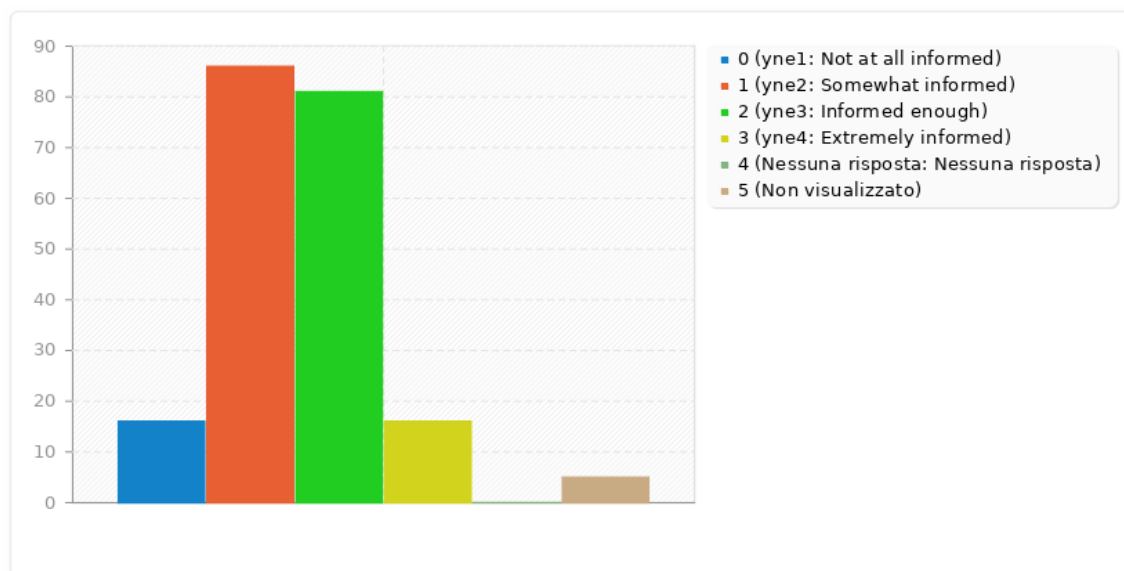
Riepilogo per I2(SQ001)[Other research groups in your Area]

How well informed are you about the scientific activities of other groups in SISSA?

Risposta	Conteggio	Percentuale
Not at all informed (yne1)	16	7.84%
Somewhat informed (yne2)	86	42.16%
Informed enough (yne3)	81	39.71%
Extremely informed (yne4)	16	7.84%
Nessuna risposta	0	0.00%
Non visualizzato	5	2.45%

Riepilogo per I2(SQ001)[Other research groups in your Area]

How well informed are you about the scientific activities of other groups in SISSA?



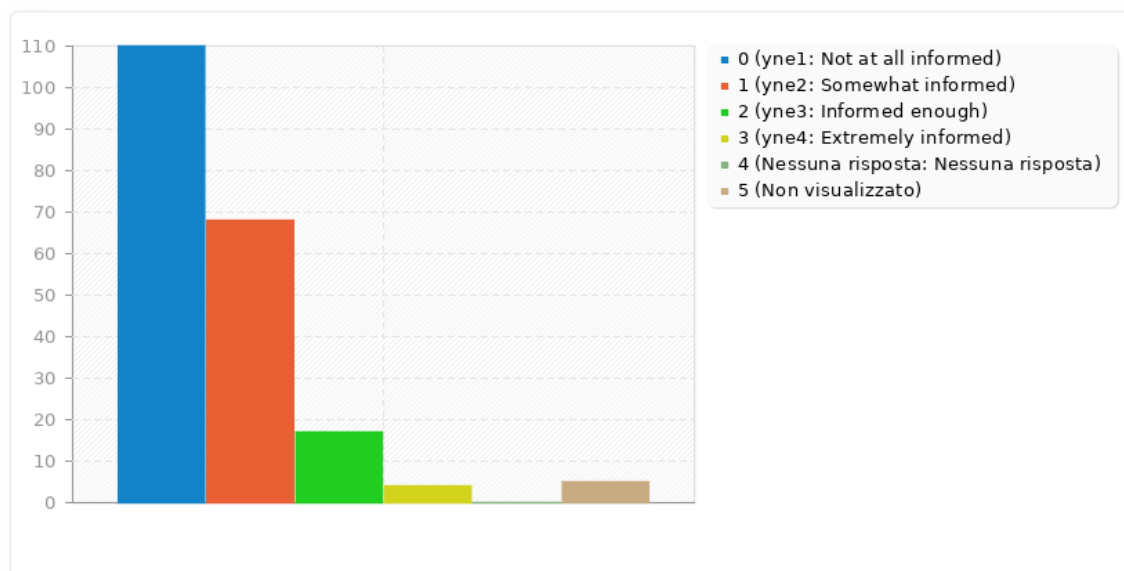
Riepilogo per I2(SQ002)[Other research groups in other Areas]

How well informed are you about the scientific activities of other groups in SISSA?

Risposta	Conteggio	Percentuale
Not at all informed (yne1)	110	53.92%
Somewhat informed (yne2)	68	33.33%
Informed enough (yne3)	17	8.33%
Extremely informed (yne4)	4	1.96%
Nessuna risposta	0	0.00%
Non visualizzato	5	2.45%

Riepilogo per I2(SQ002)[Other research groups in other Areas]

How well informed are you about the scientific activities of other groups in SISSA?



---

**Riepilogo per I3**

---

Do you think the SISSA colloquia offer adequate cross-disciplinary stimuli?

---

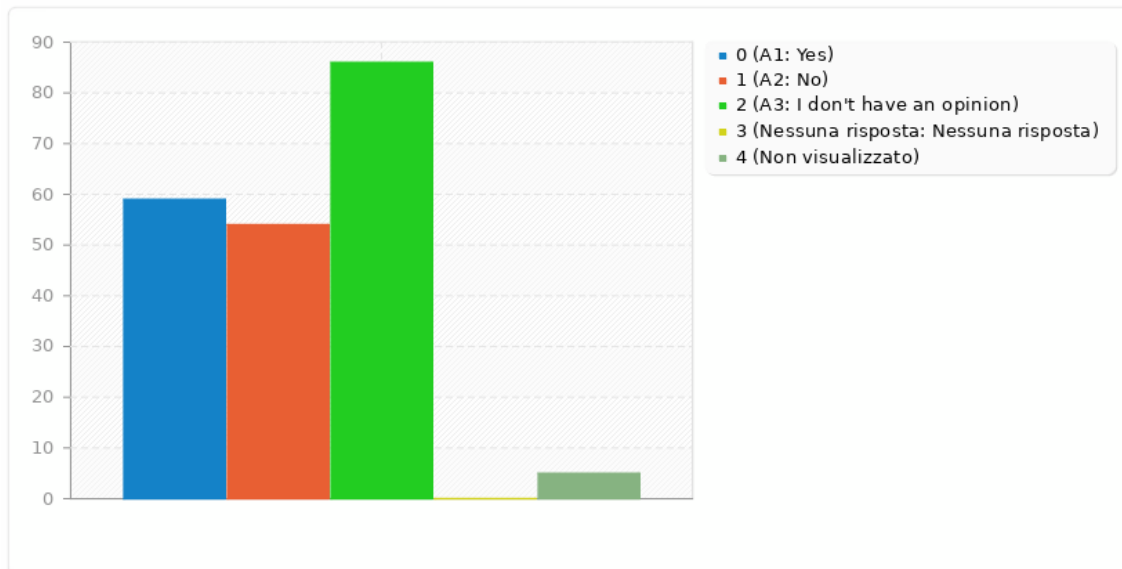
<b>Risposta</b>	<b>Conteggio</b>	<b>Percentuale</b>
Yes (A1)	59	28.92%
No (A2)	54	26.47%
I don't have an opinion (A3)	86	42.16%
Nessuna risposta	0	0.00%
Non visualizzato	5	2.45%



## Riepilogo per I3

Do you think the SISSA colloquia offer adequate cross-disciplinary stimuli?

---



---

**Riepilogo per L1**

---

Did you attend any course offered by your PhD program in the 2021/22 academic year?

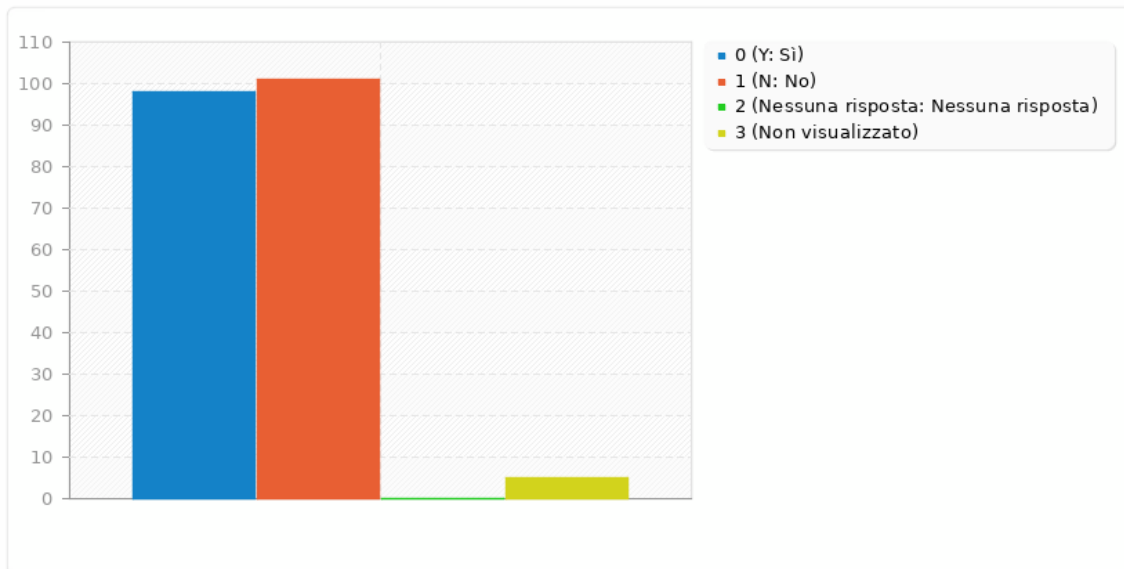
---

<b>Risposta</b>	<b>Conteggio</b>	<b>Percentuale</b>
Si (Y)	98	48.04%
No (N)	101	49.51%
Nessuna risposta	0	0.00%
Non visualizzato	5	2.45%

### Riepilogo per L1

Did you attend any course offered by your PhD program in the 2021/22 academic year?

---



---

**Riepilogo per L2**

What do you think of the average teaching quality of the courses that were organized for your PhD program?

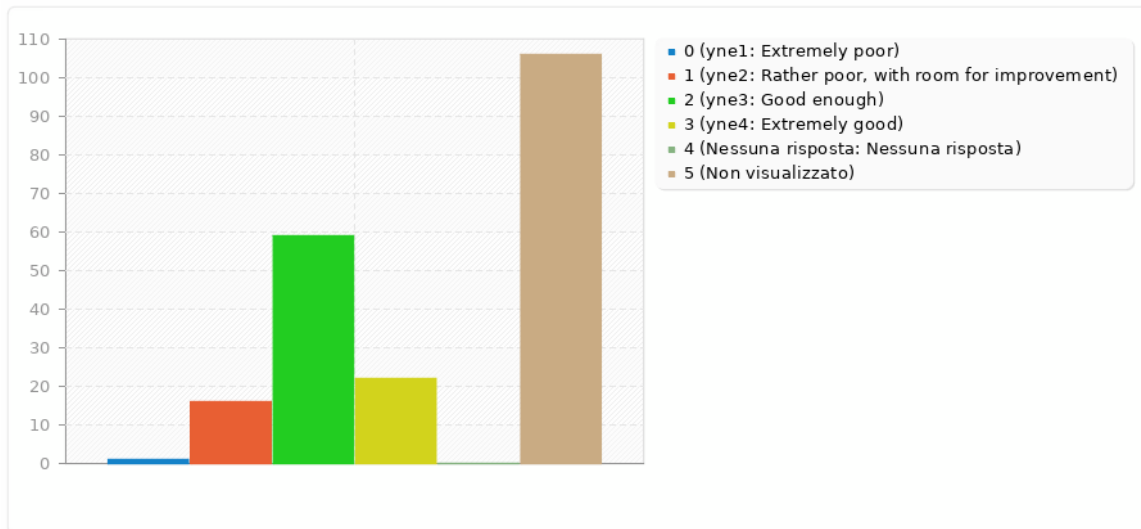
---

<b>Risposta</b>	<b>Conteggio</b>	<b>Percentuale</b>
Extremely poor (yne1)	1	0.49%
Rather poor, with room for improvement (yne2)	16	7.84%
Good enough (yne3)	59	28.92%
Extremely good (yne4)	22	10.78%
Nessuna risposta	0	0.00%
Non visualizzato	106	51.96%

## Riepilogo per L2

What do you think of the average teaching quality of the courses that were organized for your PhD program?

---



---

### Riepilogo per L3

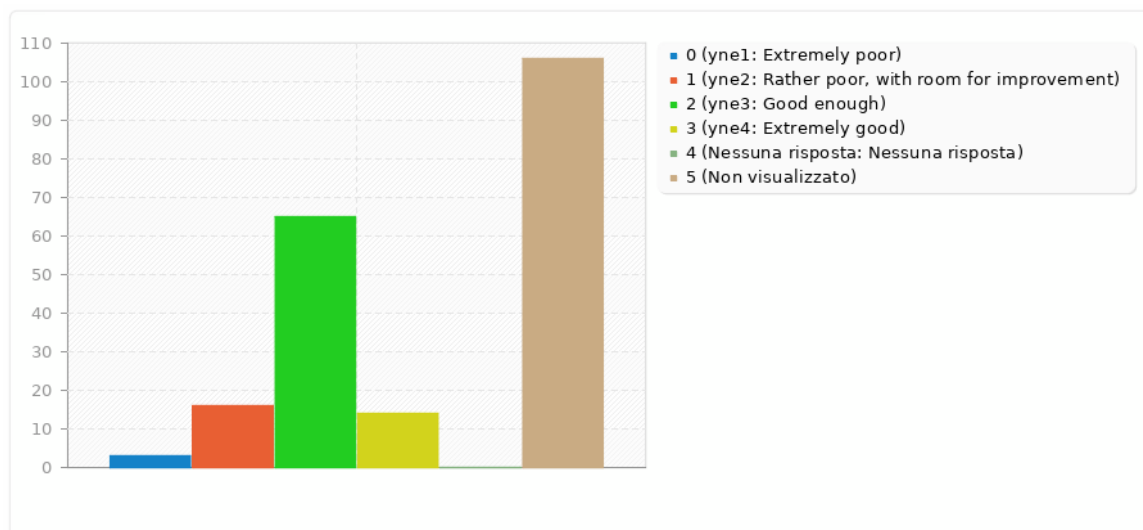
How would you judge the logistics (e.g. timetable, number of lectures, number of courses, programs, didactic materials) of the courses organized in your PhD program?

---

<b>Risposta</b>	<b>Conteggio</b>	<b>Percentuale</b>
Extremely poor (yne1)	3	1.47%
Rather poor, with room for improvement (yne2)	16	7.84%
Good enough (yne3)	65	31.86%
Extremely good (yne4)	14	6.86%
Nessuna risposta	0	0.00%
Non visualizzato	106	51.96%

### Riepilogo per L3

How would you judge the logistics (e.g. timetable, number of lectures, number of courses, programs, didactic materials) of the courses organized in your PhD program?



## Riepilogo per L4

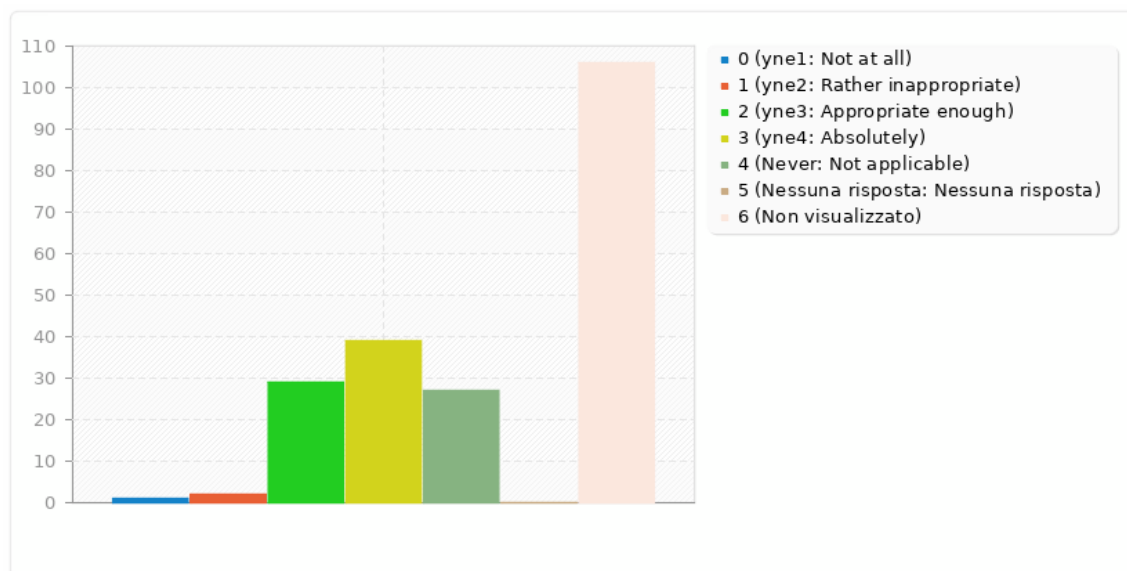
Was the level of the exams appropriated to the level of the corresponding courses?

Risposta	Conteggio	Percentuale
Not at all (yne1)	1	0.49%
Rather inappropriate (yne2)	2	0.98%
Appropriate enough (yne3)	29	14.22%
Absolutely (yne4)	39	19.12%
Not applicable (Never)	27	13.24%
Nessuna risposta	0	0.00%
Non visualizzato	106	51.96%



### Riepilogo per L4

Was the level of the exams appropriated to the level of the corresponding courses?



---

**Riepilogo per L5**

---

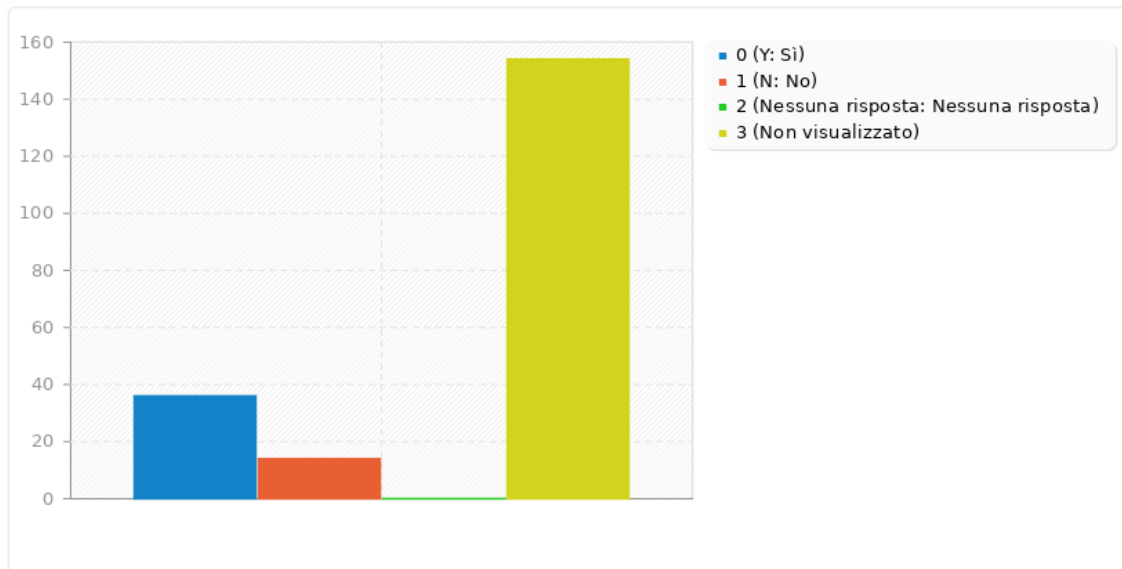
Do you think the set of courses offered by your PhD course is adequately complete?

---

<b>Risposta</b>	<b>Conteggio</b>	<b>Percentuale</b>
Si (Y)	36	17.65%
No (N)	14	6.86%
Nessuna risposta	0	0.00%
Non visualizzato	154	75.49%

### Riepilogo per L5

Do you think the set of courses offered by your PhD course is adequately complete?



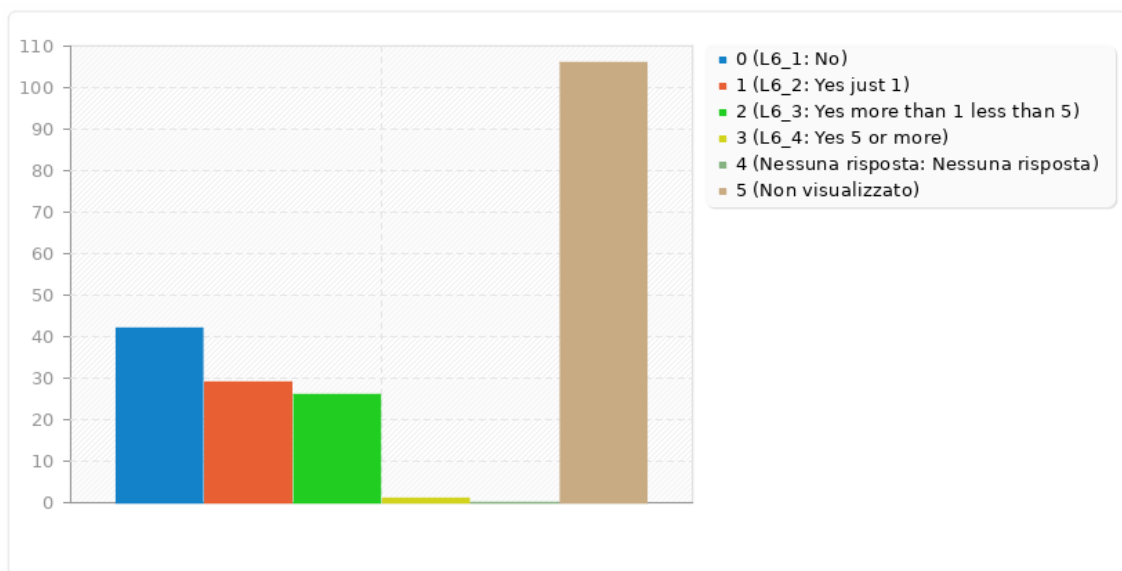
## Riepilogo per L6

Have you attended courses that were organized by other SISSA PhD programs?

<b>Risposta</b>	<b>Conteggio</b>	<b>Percentuale</b>
No (L6_1)	42	20.59%
Yes just 1 (L6_2)	29	14.22%
Yes more than 1 less than 5 (L6_3)	26	12.75%
Yes 5 or more (L6_4)	1	0.49%
Nessuna risposta	0	0.00%
Non visualizzato	106	51.96%

### Riepilogo per L6

Have you attended courses that were organized by other SISSA PhD programs?



---

**Riepilogo per L7**

Have you attended courses or seminars in other institutions outside of SISSA during the academic year 2021/22?

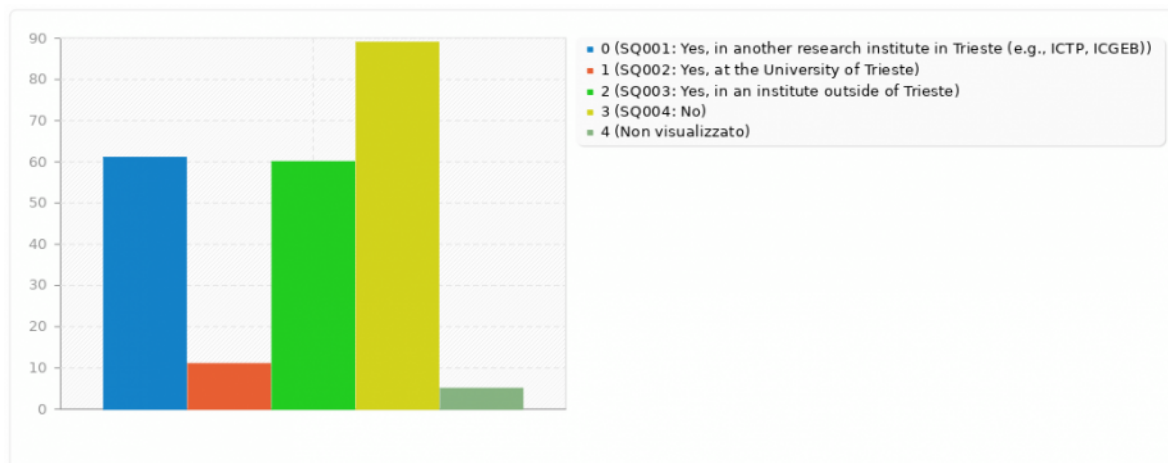
---

<b>Risposta</b>	<b>Conteggio</b>	<b>Percentuale</b>
Yes, in another research institute in Trieste (e.g., ICTP, ICGEB) (SQ001)	61	29.90%
Yes, at the University of Trieste (SQ002)	11	5.39%
Yes, in an institute outside of Trieste (SQ003)	60	29.41%
No (SQ004)	89	43.63%
Non visualizzato	5	2.45%

## Riepilogo per L7

Have you attended courses or seminars in other institutions outside of SISSA during the academic year 2021/22?

---



---

## Riepilogo per L8

How helpful for strengthening your scientific background would you judge the courses you attended during your PhD career?

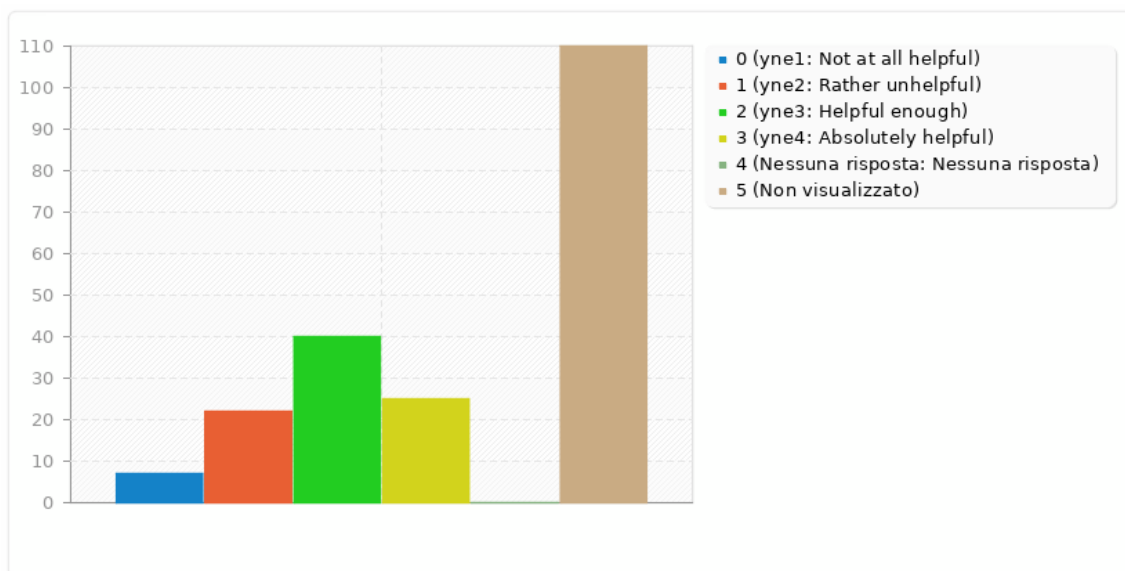
---

<b>Risposta</b>	<b>Conteggio</b>	<b>Percentuale</b>
Not at all helpful (yne1)	7	3.43%
Rather unhelpful (yne2)	22	10.78%
Helpful enough (yne3)	40	19.61%
Absolutely helpful (yne4)	25	12.25%
Nessuna risposta	0	0.00%
Non visualizzato	110	53.92%



### Riepilogo per L8

How helpful for strengthening your scientific background would you judge the courses you attended during your PhD career?



## Riepilogo per M1

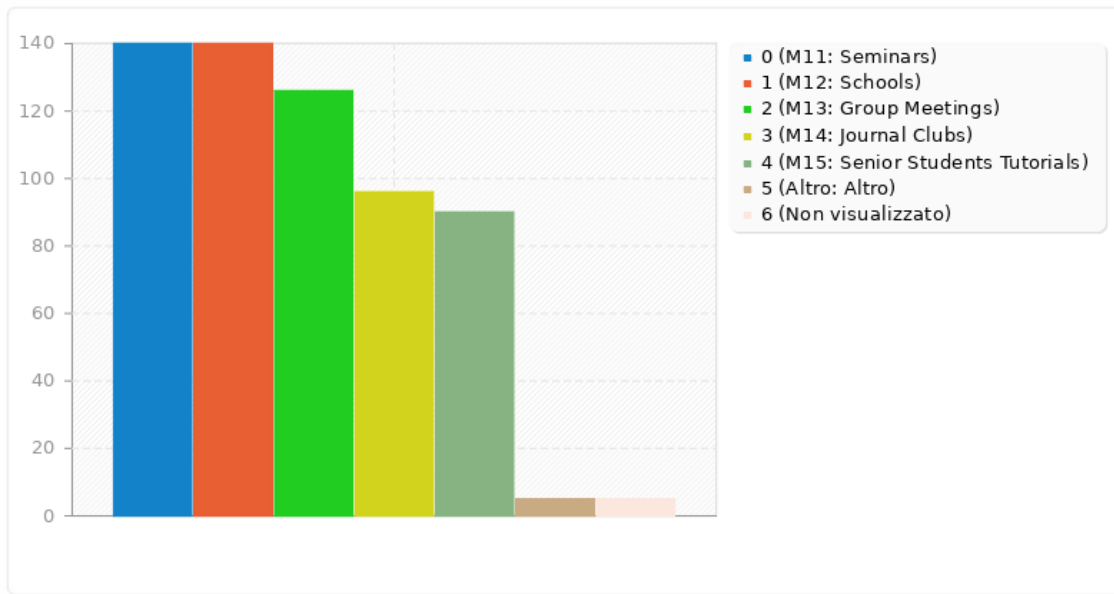
Which activities do you think that are/have been/would be useful for your research activity:

Risposta	Conteggio	Percentuale
Seminars (M11)	140	68.63%
Schools (M12)	140	68.63%
Group Meetings (M13)	126	61.76%
Journal Clubs (M14)	96	47.06%
Senior Students Tutorials (M15)	90	44.12%
Altro	5	2.45%
Non visualizzato	5	2.45%

ID	Risposta
46	Just more chances to meet people to work with, but none of the above
103	AJS
205	Discussing with peers and other groups
227	scientific-writing course (grants, papers)
249	dinner with professors/other students or postdocs

### Riepilogo per M1

Which activities do you think that are/have been/would be useful for your research activity:



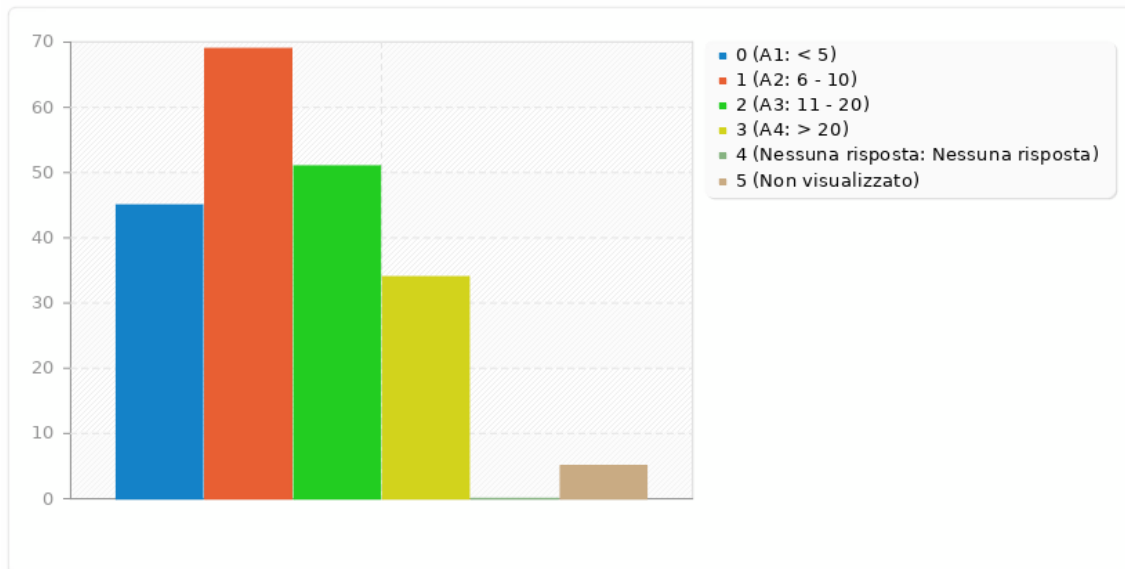
## Riepilogo per M2

On average, how many seminars do you attend at SISSA per year?

Risposta	Conteggio	Percentuale
< 5 (A1)	45	22.06%
6 - 10 (A2)	69	33.82%
11 - 20 (A3)	51	25.00%
> 20 (A4)	34	16.67%
Nessuna risposta	0	0.00%
Non visualizzato	5	2.45%

## Riepilogo per M2

On average, how many seminars do you attend at SISSA per year?



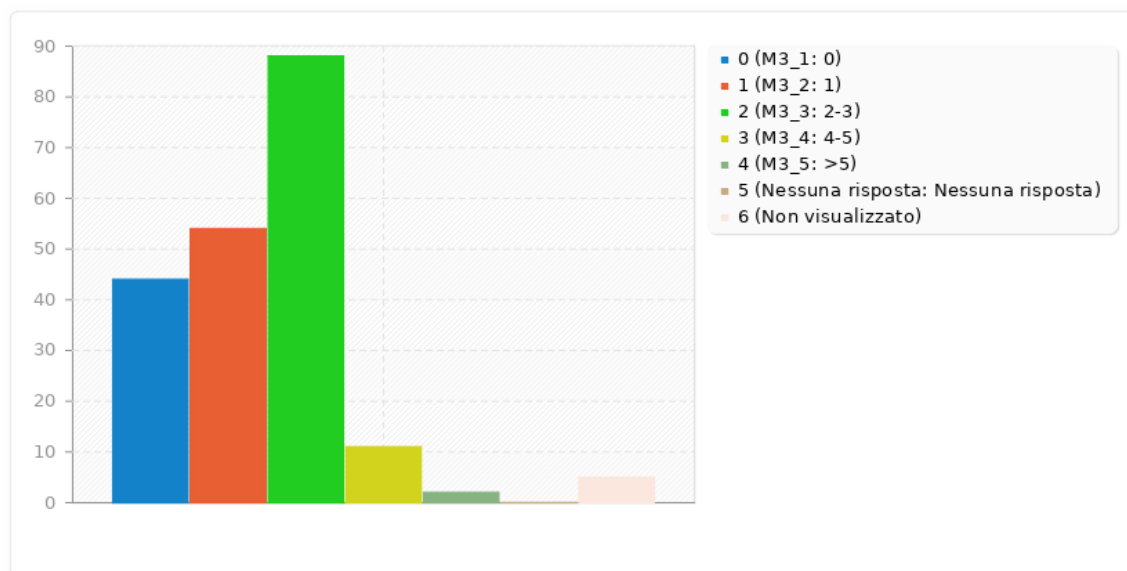
## Riepilogo per M3

How many Conferences or Schools (not in Trieste) per year do you attend?

Risposta	Conteggio	Percentuale
0 (M3_1)	44	21.57%
1 (M3_2)	54	26.47%
2-3 (M3_3)	88	43.14%
4-5 (M3_4)	11	5.39%
>5 (M3_5)	2	0.98%
Nessuna risposta	0	0.00%
Non visualizzato	5	2.45%

### Riepilogo per M3

How many Conferences or Schools (not in Trieste) per year do you attend?



---

## Riepilogo per M4

During your PhD, did SISSA student allowance grant you enough funds to attend Conference/School you were interested in outside Trieste?

---

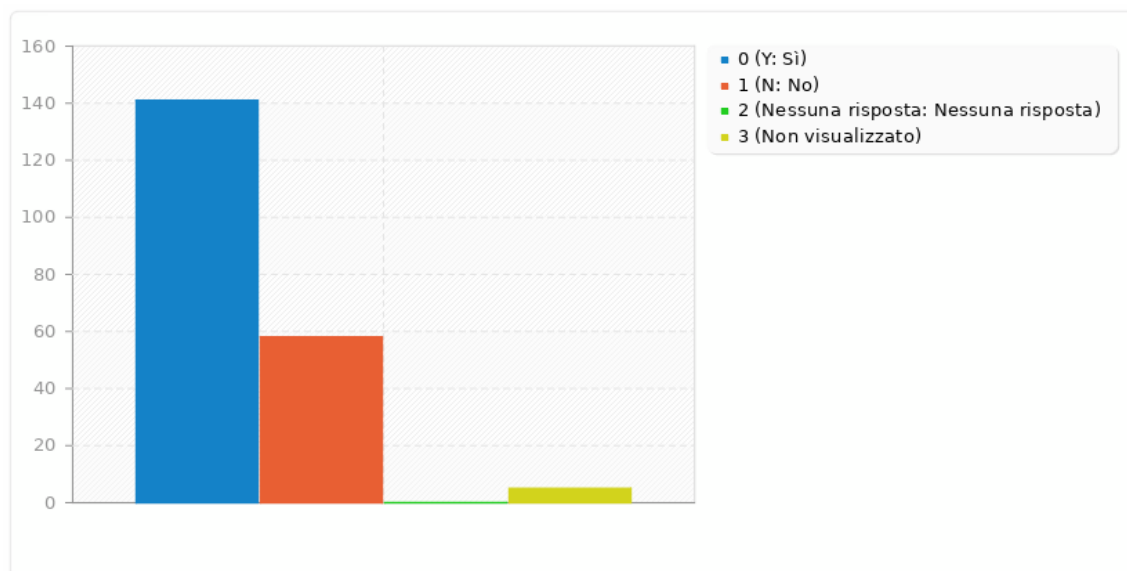
<b>Risposta</b>	<b>Conteggio</b>	<b>Percentuale</b>
Si (Y)	141	69.12%
No (N)	58	28.43%
Nessuna risposta	0	0.00%
Non visualizzato	5	2.45%



### Riepilogo per M4

During your PhD, did SISSA student allowance grant you enough funds to attend Conference/School you were interested in outside Trieste?

---



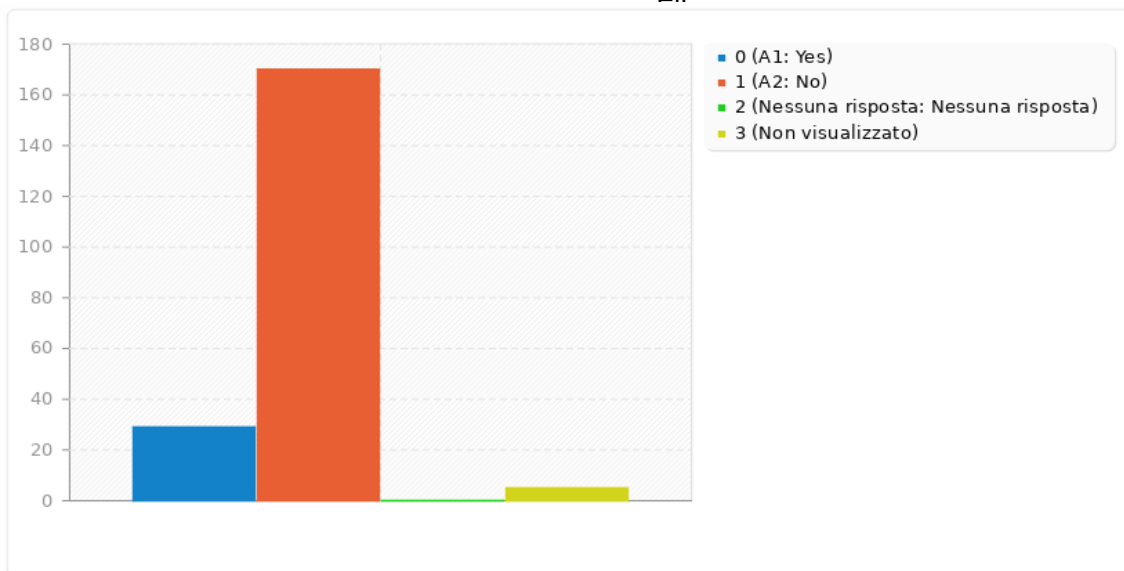
### Riepilogo per H3

Did you participate in any Talent Valorization activity proposed by the Valorisation & Innovation Office (formely Technology Transfer Service) such as Job Fairs, personal branding, application for job position, soft skills training, knowledge tranfer seminars, etc. ? Did you participate in any Talent Valorization activity proposed by the Valorisation & Innovation Office (formerly Technology Transfer Office) such as Job Fairs, personal branding, application for job position, soft skills training, knowledge transfer seminars, etc.

Risposta	Conteggio	Percentuale
Yes (A1)	29	14.22%
No (A2)	170	83.33%
Nessuna risposta	0	0.00%
Non visualizzato	5	2.45%

### Riepilogo per H3

Did you participate in any Talent Valorization activity proposed by the Valorisation & Innovation Office (formerly Technology Transfer Service) such as Job Fairs, personal branding, application for job position, soft skills training, knowledge tranfer seminars, etc. ? Did you participate in any Talent Valorization activity proposed by the Valorisation & Innovation Office (formerly Technology Transfer Office) such as Job Fairs, personal branding, application for job position, soft skills training, knowledge transfer seminars, etc.



---

## Riepilogo per H31

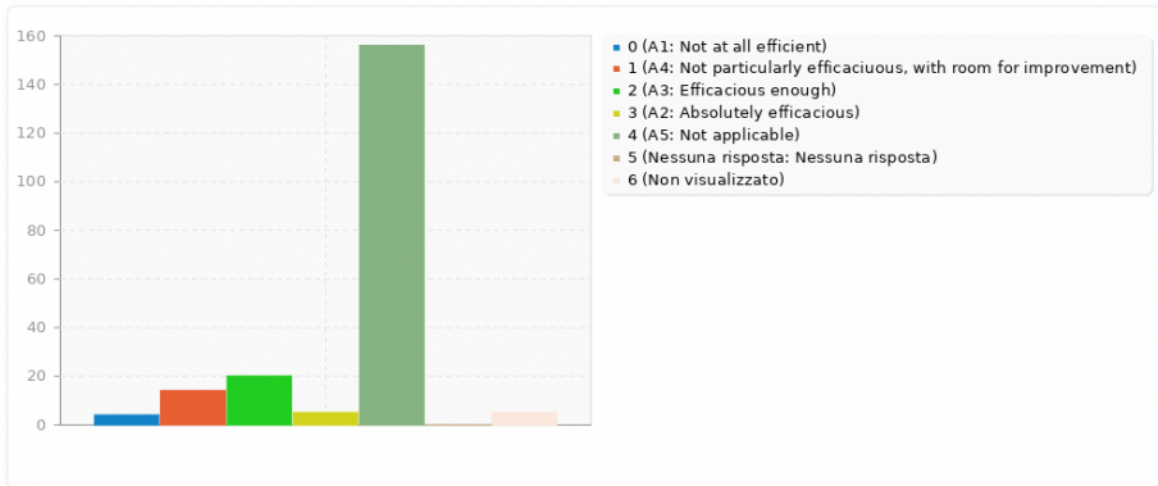
How would you judge the efficacy of the activities carried out by the Valorization & Innovation Office (formerly Technology Transfer Office) you have attend?

---

<b>Risposta</b>	<b>Conteggio</b>	<b>Percentuale</b>
Not at all efficient (A1)	4	1.96%
Not particularly efficacious, with room for improvement (A4)	14	6.86%
Efficacious enough (A3)	20	9.80%
Absolutely efficacious (A2)	5	2.45%
Not applicable (A5)	156	76.47%
Nessuna risposta	0	0.00%
Non visualizzato	5	2.45%

### Riepilogo per H31

How would you judge the efficacy of the activities carried out by the Valorization & Innovation Office (formerly Technology Transfer Office) you have attend?



---

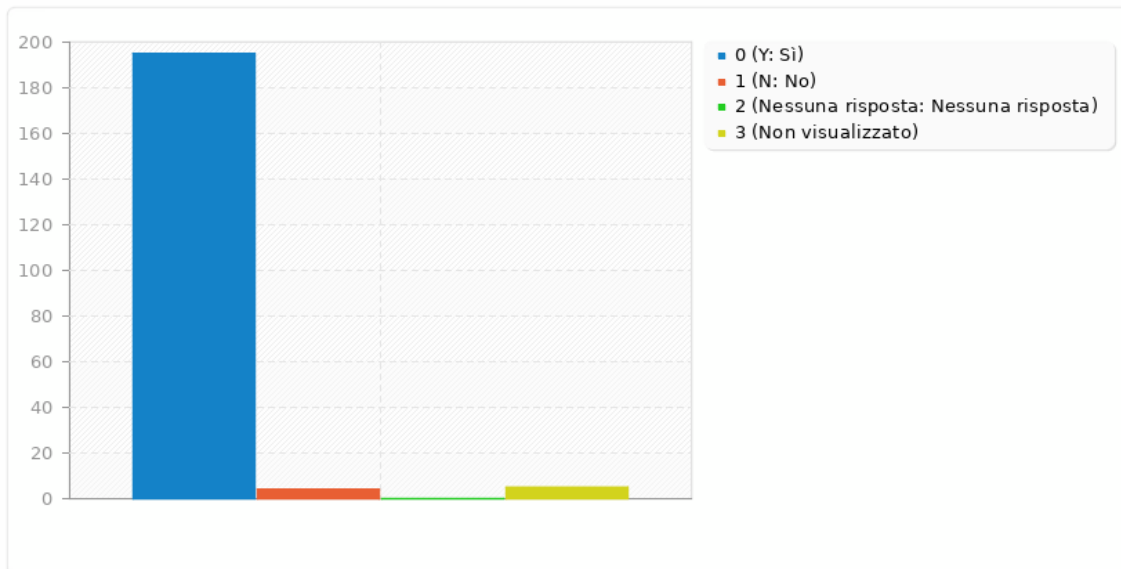
**Riepilogo per N0****Do you currently have a research project?**

---

<b>Risposta</b>	<b>Conteggio</b>	<b>Percentuale</b>
Si (Y)	195	95.59%
No (N)	4	1.96%
Nessuna risposta	0	0.00%
Non visualizzato	5	2.45%

## Riepilogo per N0

Do you currently have a research project?



## Riepilogo per N1

How did you choose your research project?

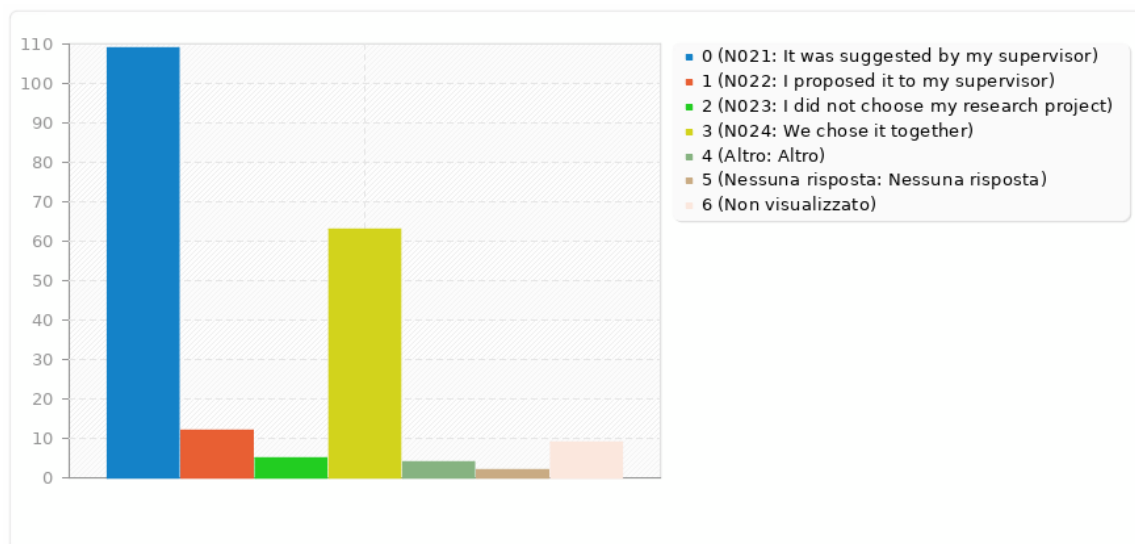
Risposta	Conteggio	Percentuale
It was suggested by my supervisor (N021)	109	53.43%
I proposed it to my supervisor (N022)	12	5.88%
I did not choose my research project (N023)	5	2.45%
We chose it together (N024)	63	30.88%
Altro	4	1.96%
Nessuna risposta	2	0.98%
Non visualizzato	9	4.41%

ID	Risposta
151	One we chose together, the other I've proposed
172	It was one of the options my supervisor suggested.
211	I developed ideas on a project that was opening with another group/professor
249	I chose it with other students and a postdoc



## Riepilogo per N1

How did you choose your research project?



---

**Riepilogo per N1 no**

If you didn't choose your project, why?

---

<b>Risposta</b>	<b>Conteggio</b>	<b>Percentuale</b>
Risposta	2	0.98%
Nessuna risposta	3	1.47%
Non visualizzato	199	97.55%

<b>ID</b>	<b>Risposta</b>
221	it was a follow up of previous data
263	assegnazione del progetto gia stabilita al mio arrivo

---

**Riepilogo per N2**

Does the project you are working on reflect the quality expectations that you had when you entered SISSA?

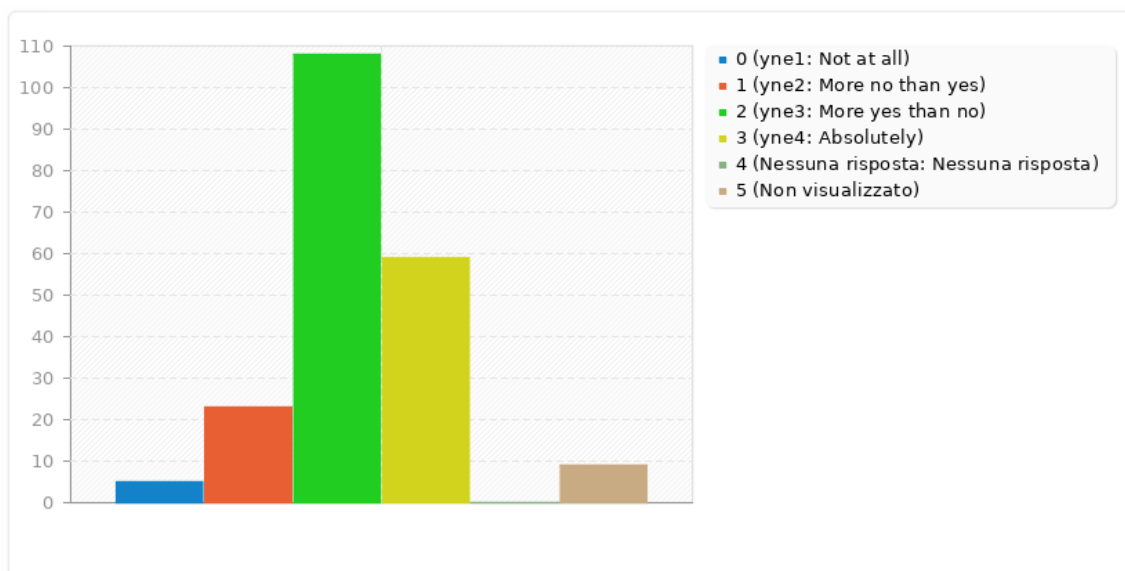
---

<b>Risposta</b>	<b>Conteggio</b>	<b>Percentuale</b>
Not at all (yne1)	5	2.45%
More no than yes (yne2)	23	11.27%
More yes than no (yne3)	108	52.94%
Absolutely (yne4)	59	28.92%
Nessuna risposta	0	0.00%
Non visualizzato	9	4.41%

## Riepilogo per N2

Does the project you are working on reflect the quality expectations that you had when you entered SISSA?

---



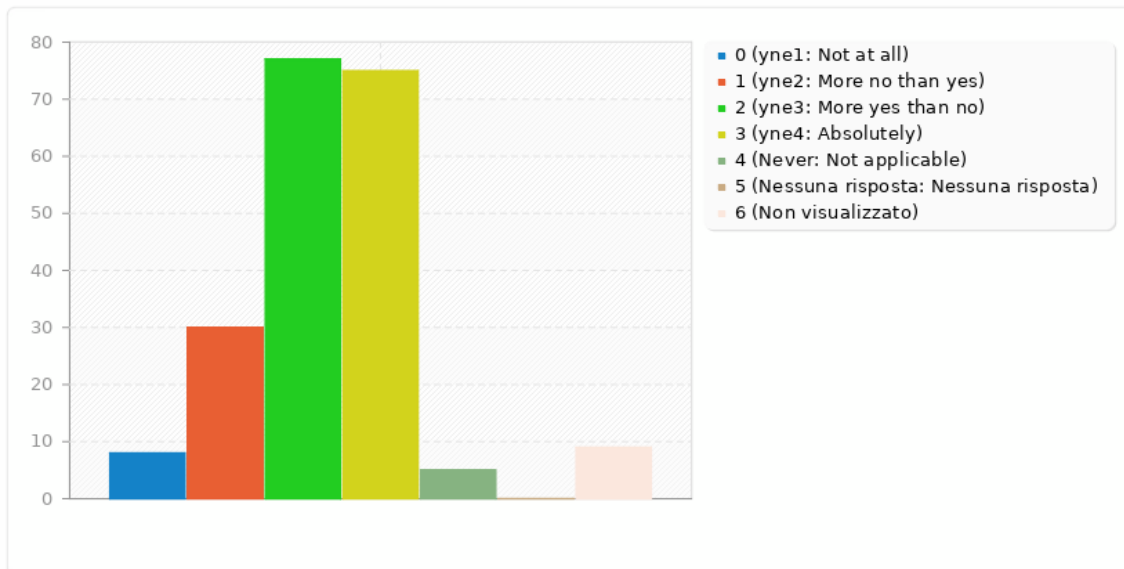
### Riepilogo per N3

Do you think you had adequate opportunities to become informed of the different research activities in your PhD program before choosing your research project?

<b>Risposta</b>	<b>Conteggio</b>	<b>Percentuale</b>
Not at all (yne1)	8	3.92%
More no than yes (yne2)	30	14.71%
More yes than no (yne3)	77	37.75%
Absolutely (yne4)	75	36.76%
Not applicable (Never)	5	2.45%
Nessuna risposta	0	0.00%
Non visualizzato	9	4.41%

### Riepilogo per N3

Do you think you had adequate opportunities to become informed of the different research activities in your PhD program before choosing your research project?



---

**Riepilogo per N4**

To what extent are you allowed to develop your personal ideas while carrying out your project?

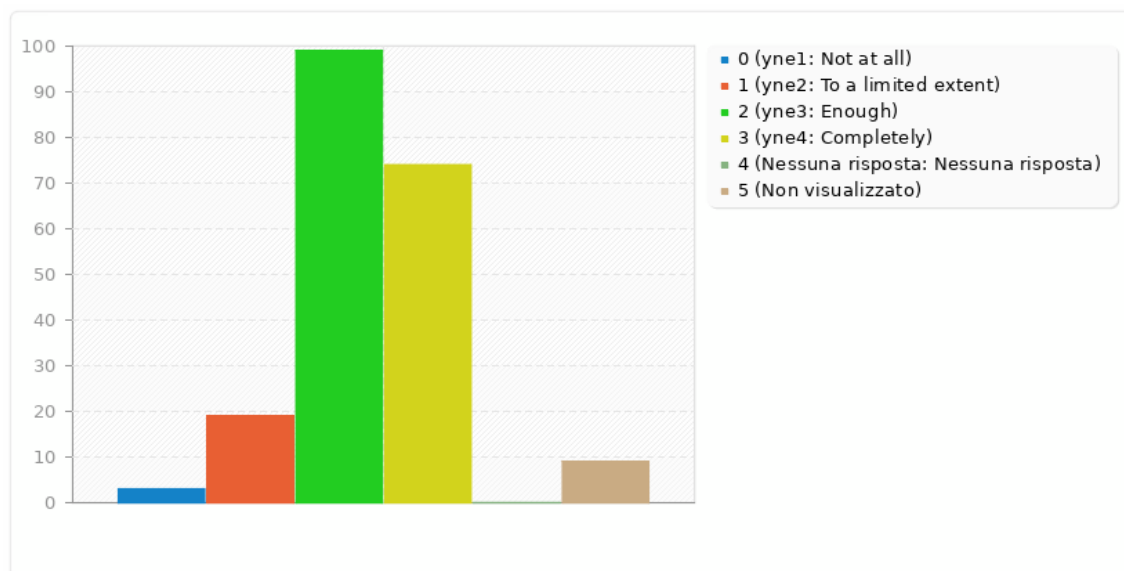
---

<b>Risposta</b>	<b>Conteggio</b>	<b>Percentuale</b>
Not at all (yne1)	3	1.47%
To a limited extent (yne2)	19	9.31%
Enough (yne3)	99	48.53%
Completely (yne4)	74	36.27%
Nessuna risposta	0	0.00%
Non visualizzato	9	4.41%

### Riepilogo per N4

To what extent are you allowed to develop your personal ideas while carrying out your project?

---





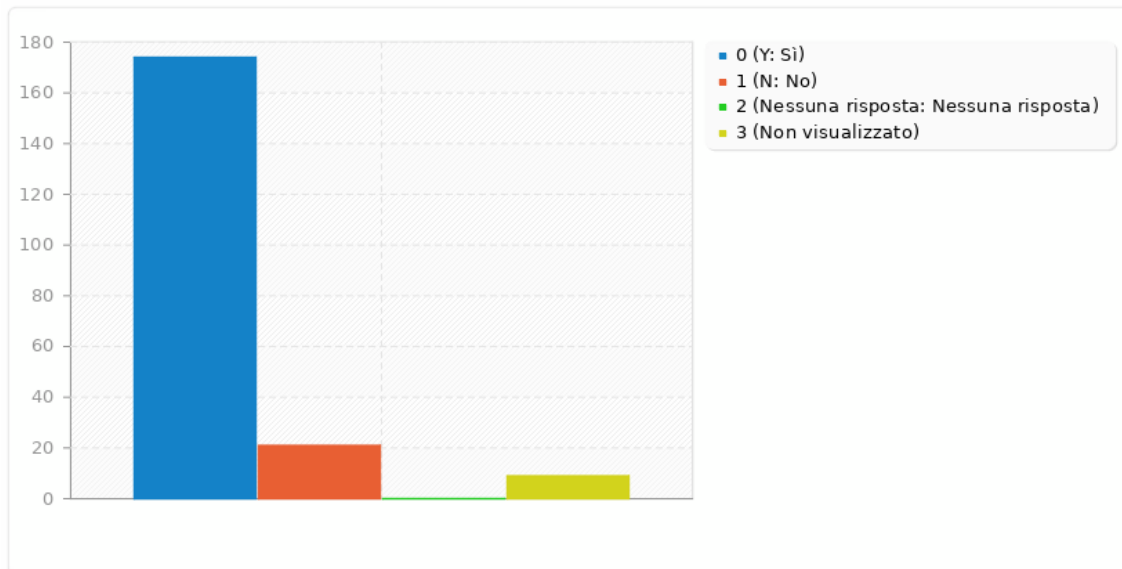
## Riepilogo per N50

Were you free to choose your supervisor?

<b>Risposta</b>	<b>Conteggio</b>	<b>Percentuale</b>
Si (Y)	174	85.29%
No (N)	21	10.29%
Nessuna risposta	0	0.00%
Non visualizzato	9	4.41%

## Riepilogo per N50

Were you free to choose your supervisor?



---

**Riepilogo per N51**

---

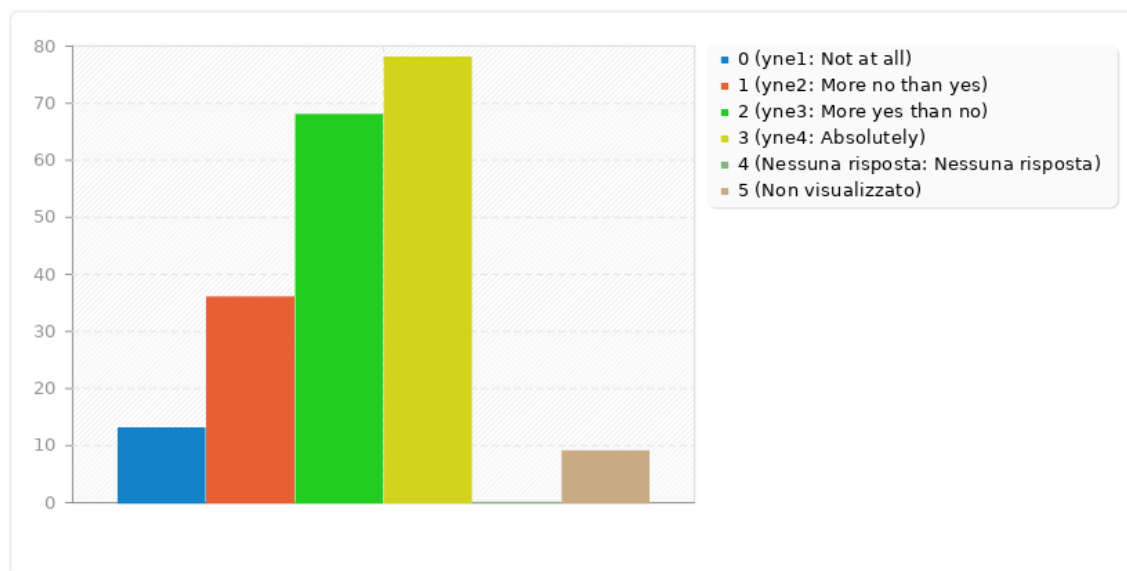
Are you satisfied with the amount of time you spend with your supervisor?

---

<b>Risposta</b>	<b>Conteggio</b>	<b>Percentuale</b>
Not at all (yne1)	13	6.37%
More no than yes (yne2)	36	17.65%
More yes than no (yne3)	68	33.33%
Absolutely (yne4)	78	38.24%
Nessuna risposta	0	0.00%
Non visualizzato	9	4.41%

### Riepilogo per N51

Are you satisfied with the amount of time you spend with your supervisor?



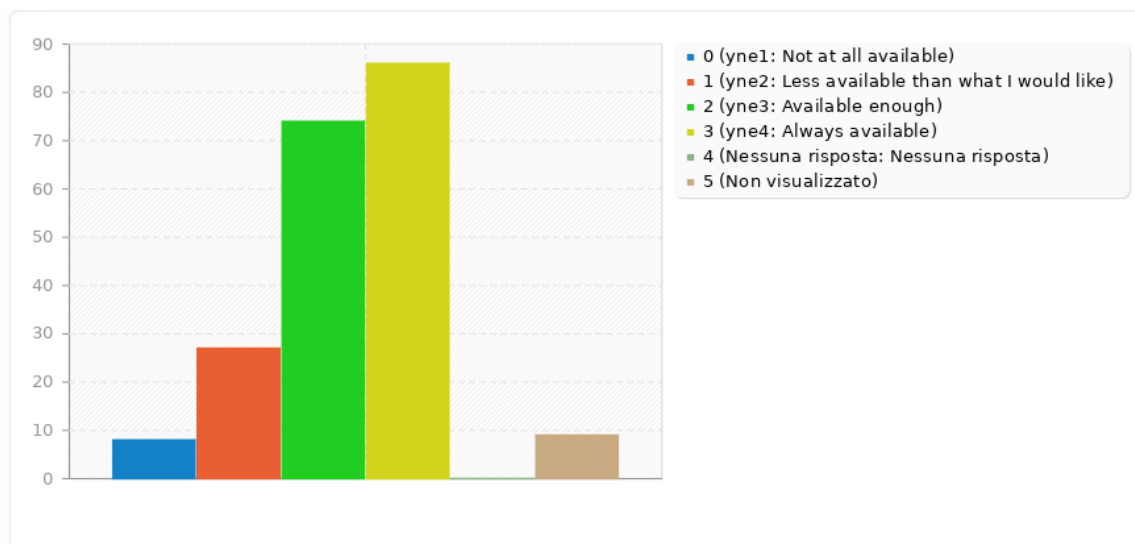
## Riepilogo per N52

How would you judge the availability of your supervisor in helping you on your project?

Risposta	Conteggio	Percentuale
Not at all available (yne1)	8	3.92%
Less available than what I would like (yne2)	27	13.24%
Available enough (yne3)	74	36.27%
Always available (yne4)	86	42.16%
Nessuna risposta	0	0.00%
Non visualizzato	9	4.41%

### Riepilogo per N52

How would you judge the availability of your supervisor in helping you on your project?



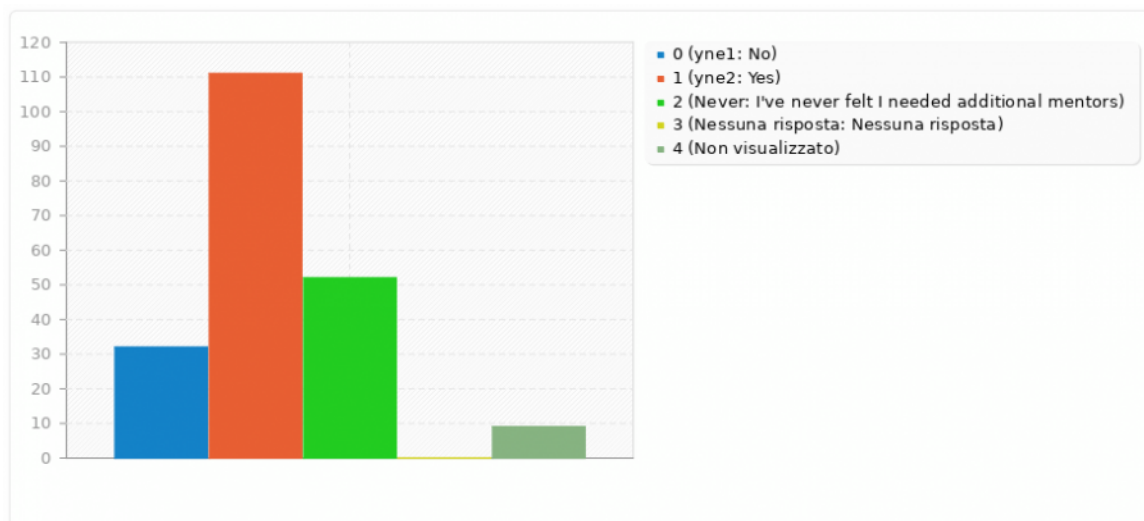
## Riepilogo per N53

In case it was necessary for your research project, has your supervisor ever encouraged you to seek additional supervision from different mentors or collaborators?

Risposta	Conteggio	Percentuale
No (yne1)	32	15.69%
Yes (yne2)	111	54.41%
I've never felt I needed additional mentors (Never)	52	25.49%
Nessuna risposta	0	0.00%
Non visualizzato	9	4.41%

### Riepilogo per N53

In case it was necessary for your research project, has your supervisor ever encouraged you to seek additional supervision from different mentors or collaborators?





## Riepilogo per N53yes

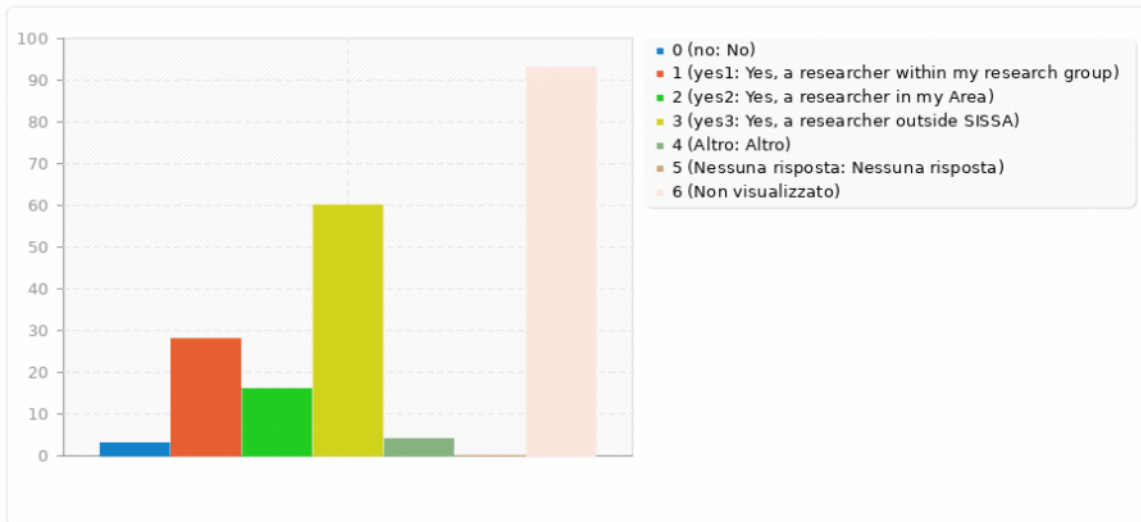
If yes, did they suggest someone?

Risposta	Conteggio	Percentuale
No (no)	3	1.47%
Yes, a researcher within my research group (yes1)	28	13.73%
Yes, a researcher in my Area (yes2)	16	7.84%
Yes, a researcher outside SISSA (yes3)	60	29.41%
Altro	4	1.96%
Nessuna risposta	0	0.00%
Non visualizzato	93	45.59%

ID	Risposta
107	I suggested a researcher outside SISSA
138	A different researcher, from different background any time I need
184	Both within my group and outside SISSA
211	I chose the other supervisor

### Riepilogo per N53yes

If yes, did they suggest someone?



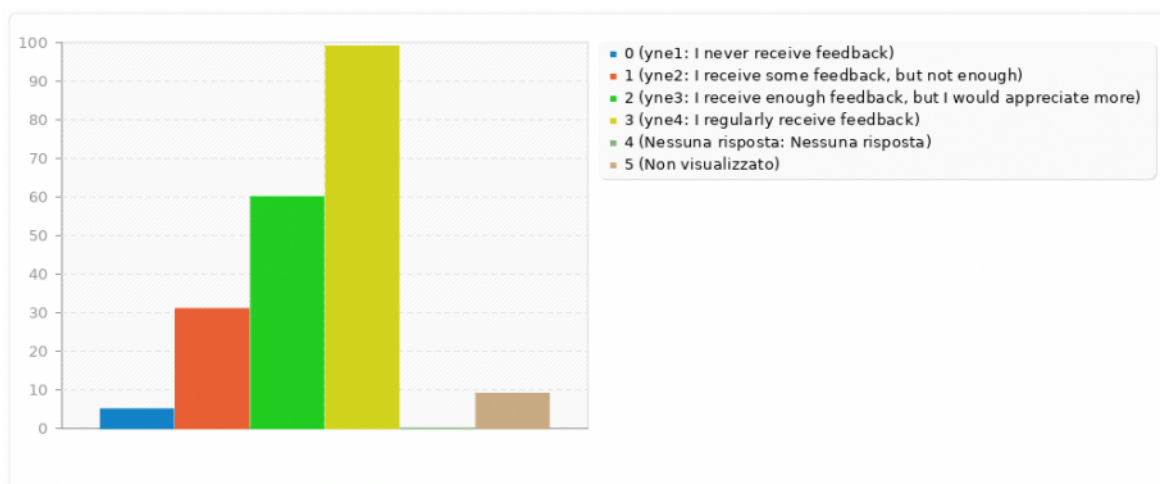
## Riepilogo per N54

How would you rate the amount and the quality of feedback you receive from your supervisor on your work?

Risposta	Conteggio	Percentuale
I never receive feedback (yne1)	5	2.45%
I receive some feedback, but not enough (yne2)	31	15.20%
I receive enough feedback, but I would appreciate more (yne3)	60	29.41%
I regularly receive feedback (yne4)	99	48.53%
Nessuna risposta	0	0.00%
Non visualizzato	9	4.41%

## Riepilogo per N54

How would you rate the amount and the quality of feedback you receive from your supervisor on your work?



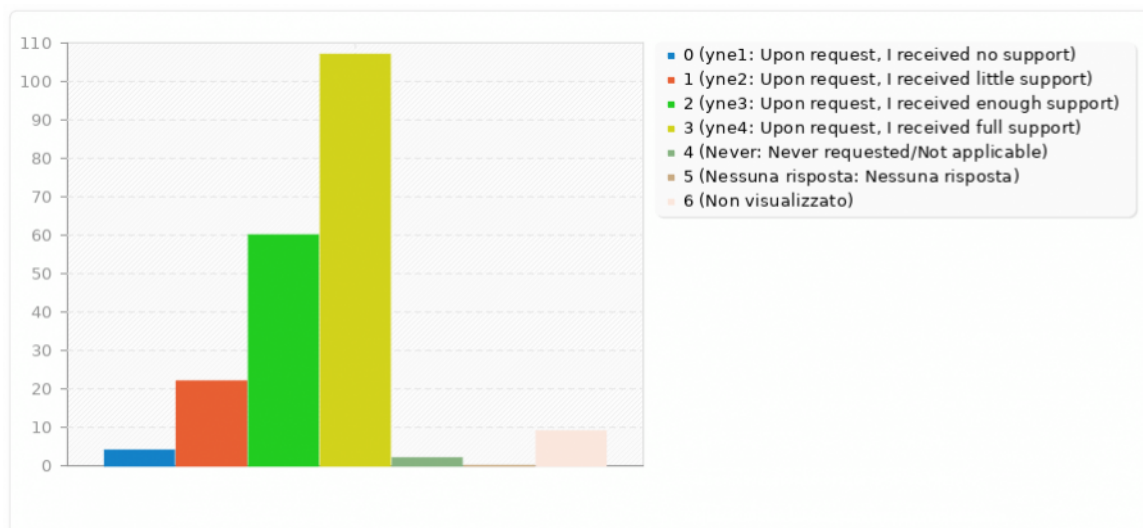
## Riepilogo per N6(N61)[My supervisor]

To what extent does any of the following figures support you in your research activity?

Risposta	Conteggio	Percentuale
Upon request, I received no support (yne1)	4	1.96%
Upon request, I received little support (yne2)	22	10.78%
Upon request, I received enough support (yne3)	60	29.41%
Upon request, I received full support (yne4)	107	52.45%
Never requested/Not applicable (Never)	2	0.98%
Nessuna risposta	0	0.00%
Non visualizzato	9	4.41%

### Riepilogo per N6(N61)[My supervisor]

To what extent does any of the following figures support you in your research activity?



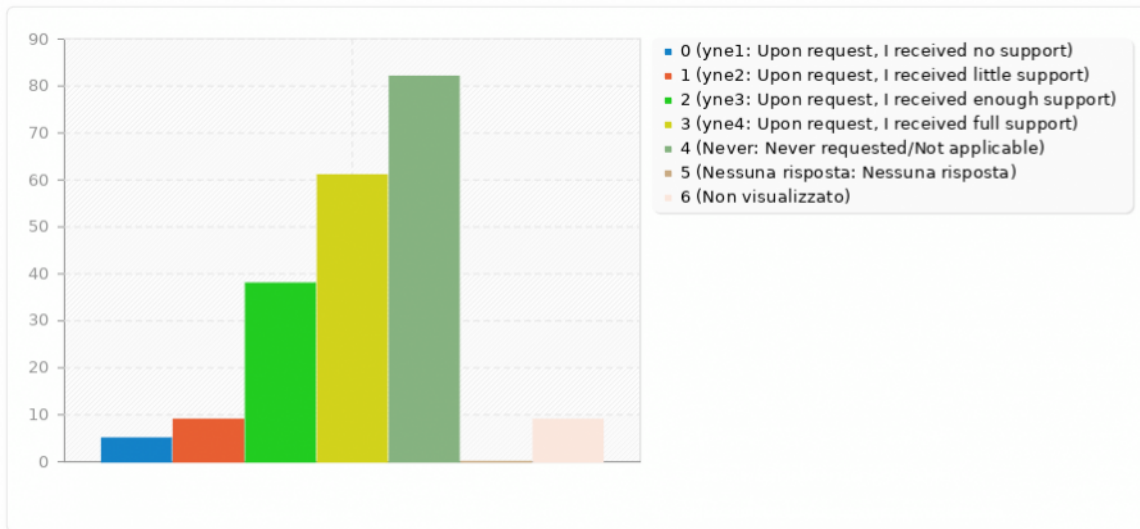
## Riepilogo per N6(N62)[A senior researcher (post-doc)]

To what extent does any of the following figures support you in your research activity?

Risposta	Conteggio	Percentuale
Upon request, I received no support (yne1)	5	2.45%
Upon request, I received little support (yne2)	9	4.41%
Upon request, I received enough support (yne3)	38	18.63%
Upon request, I received full support (yne4)	61	29.90%
Never requested/Not applicable (Never)	82	40.20%
Nessuna risposta	0	0.00%
Non visualizzato	9	4.41%

Riepilogo per N6(N62)[A senior researcher (post-doc)]

To what extent does any of the following figures support you in your research activity?





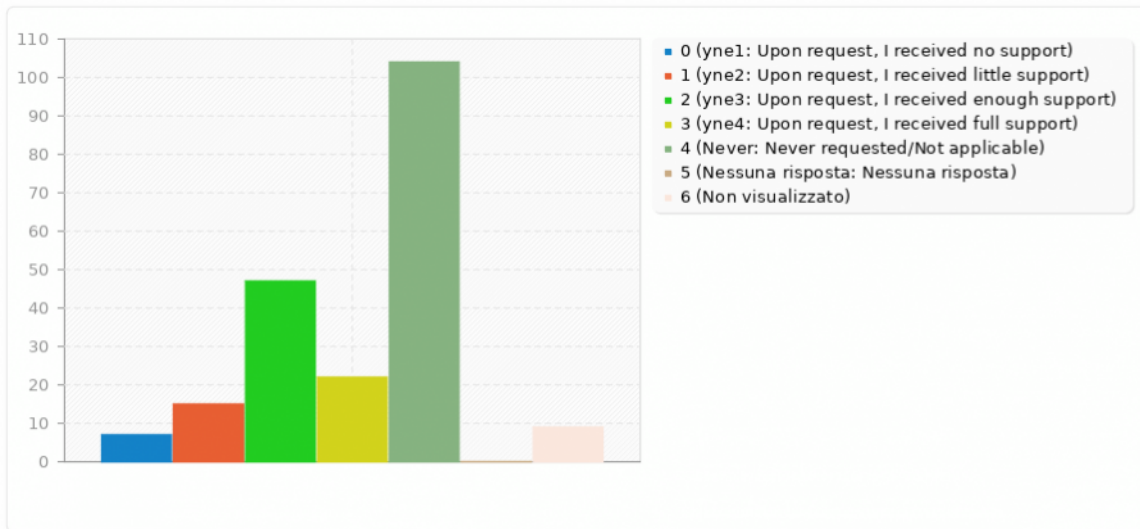
## Riepilogo per N6(N63)[Other professors at SISSA]

To what extent does any of the following figures support you in your research activity?

Risposta	Conteggio	Percentuale
Upon request, I received no support (yne1)	7	3.43%
Upon request, I received little support (yne2)	15	7.35%
Upon request, I received enough support (yne3)	47	23.04%
Upon request, I received full support (yne4)	22	10.78%
Never requested/Not applicable (Never)	104	50.98%
Nessuna risposta	0	0.00%
Non visualizzato	9	4.41%

Riepilogo per N6(N63)[Other professors at SISSA]

To what extent does any of the following figures support you in your research activity?



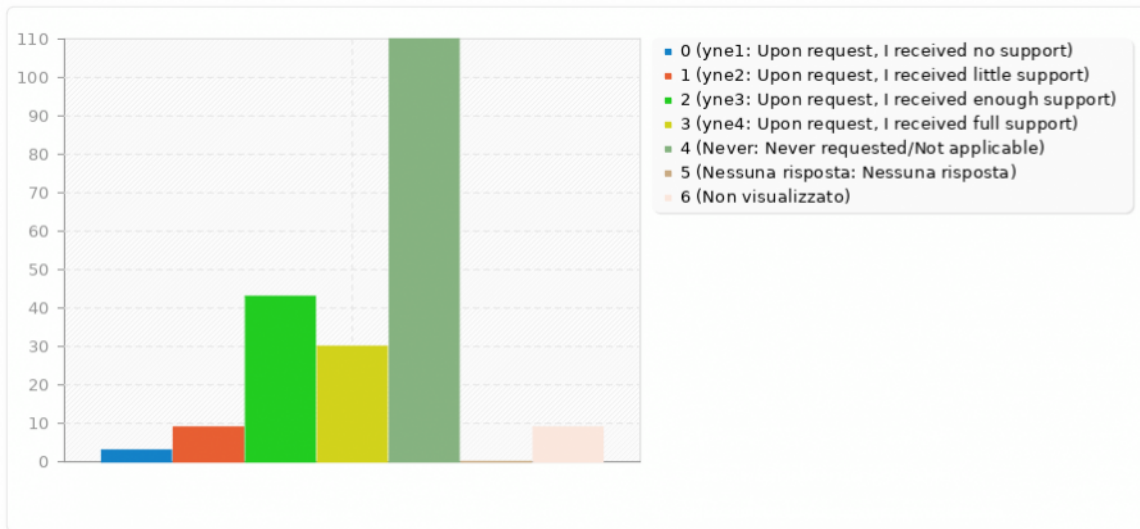
## Riepilogo per N6(N64)[Other professors outside of SISSA]

To what extent does any of the following figures support you in your research activity?

Risposta	Conteggio	Percentuale
Upon request, I received no support (yne1)	3	1.47%
Upon request, I received little support (yne2)	9	4.41%
Upon request, I received enough support (yne3)	43	21.08%
Upon request, I received full support (yne4)	30	14.71%
Never requested/Not applicable (Never)	110	53.92%
Nessuna risposta	0	0.00%
Non visualizzato	9	4.41%

Riepilogo per N6(N64)[Other professors outside of SISSA]

To what extent does any of the following figures support you in your research activity?



## Riepilogo per N6(N65)[Technicians]

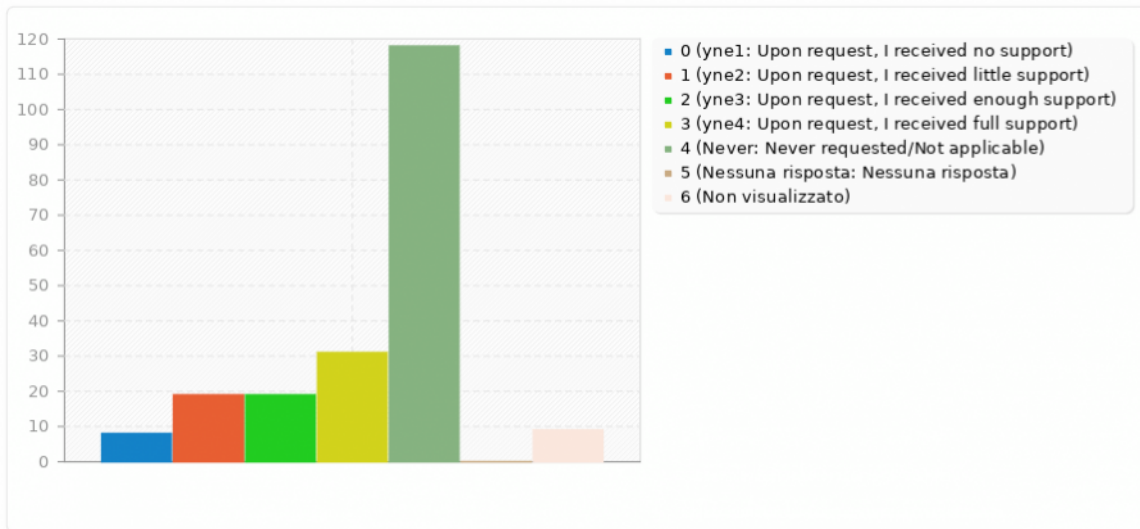
To what extent does any of the following figures support you in your research activity?

Risposta	Conteggio	Percentuale
Upon request, I received no support (yne1)	8	3.92%
Upon request, I received little support (yne2)	19	9.31%
Upon request, I received enough support (yne3)	19	9.31%
Upon request, I received full support (yne4)	31	15.20%
Never requested/Not applicable (Never)	118	57.84%
Nessuna risposta	0	0.00%
Non visualizzato	9	4.41%

### Riepilogo per N6(N65)[Technicians]

To what extent does any of the following figures support you in your research activity?

---



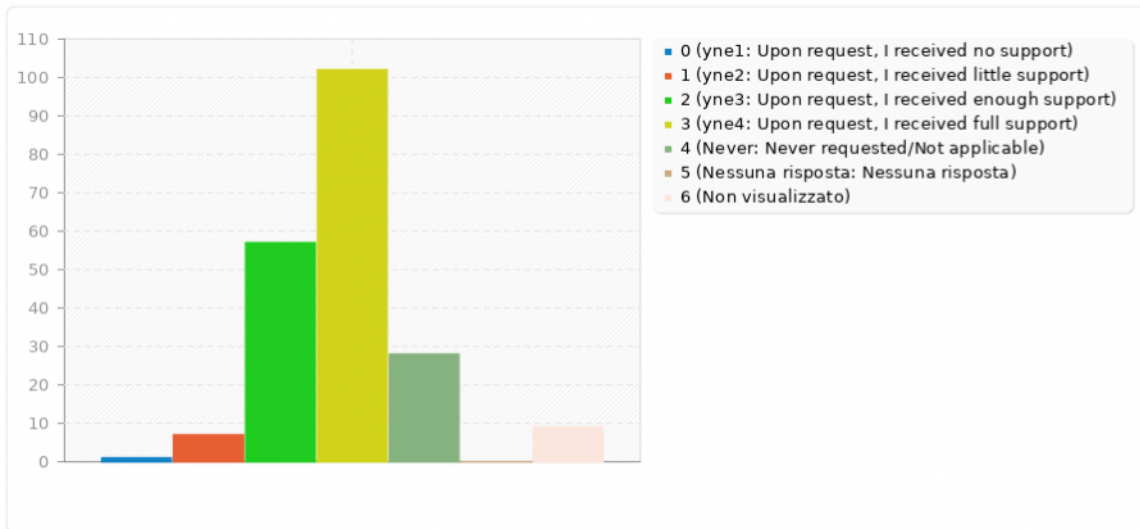
## Riepilogo per N6(N66)[Other students]

To what extent does any of the following figures support you in your research activity?

Risposta	Conteggio	Percentuale
Upon request, I received no support (yne1)	1	0.49%
Upon request, I received little support (yne2)	7	3.43%
Upon request, I received enough support (yne3)	57	27.94%
Upon request, I received full support (yne4)	102	50.00%
Never requested/Not applicable (Never)	28	13.73%
Nessuna risposta	0	0.00%
Non visualizzato	9	4.41%

Riepilogo per N6(N66)[Other students]

To what extent does any of the following figures support you in your research activity?





---

**Riepilogo per N7**

Regardless of who has been your main mentor, how would you rate the supervision on your research project?

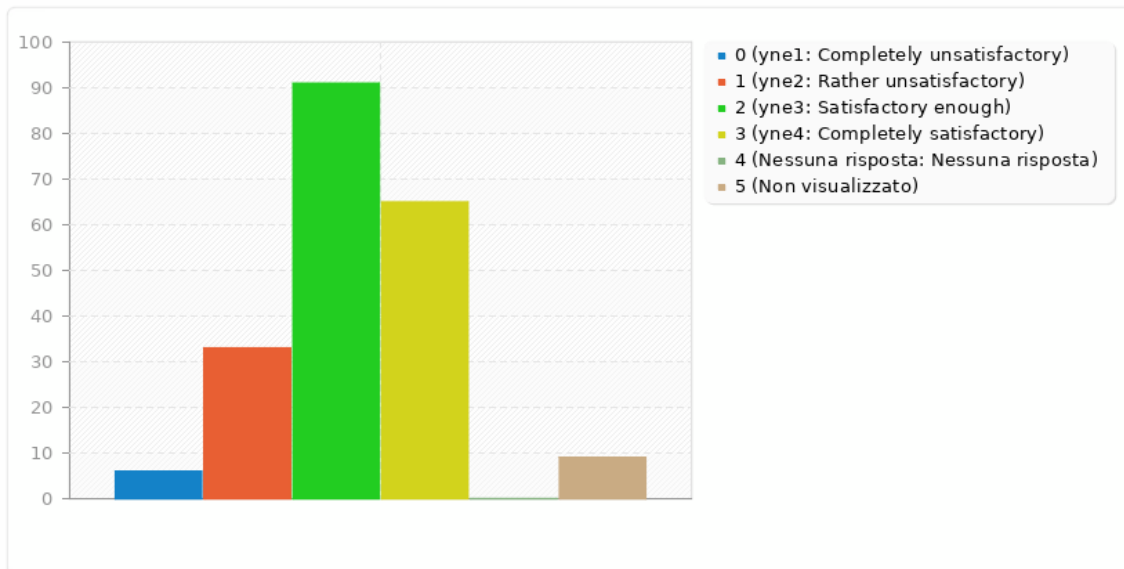
---

<b>Risposta</b>	<b>Conteggio</b>	<b>Percentuale</b>
Completely unsatisfactory (yne1)	6	2.94%
Rather unsatisfactory (yne2)	33	16.18%
Satisfactory enough (yne3)	91	44.61%
Completely satisfactory (yne4)	65	31.86%
Nessuna risposta	0	0.00%
Non visualizzato	9	4.41%

### Riepilogo per N7

Regardless of who has been your main mentor, how would you rate the supervision on your research project?

---



---

**Riepilogo per O0**

---

Are you involved in experimental activities (i.e. do you use lab equipment or lab facilities)?

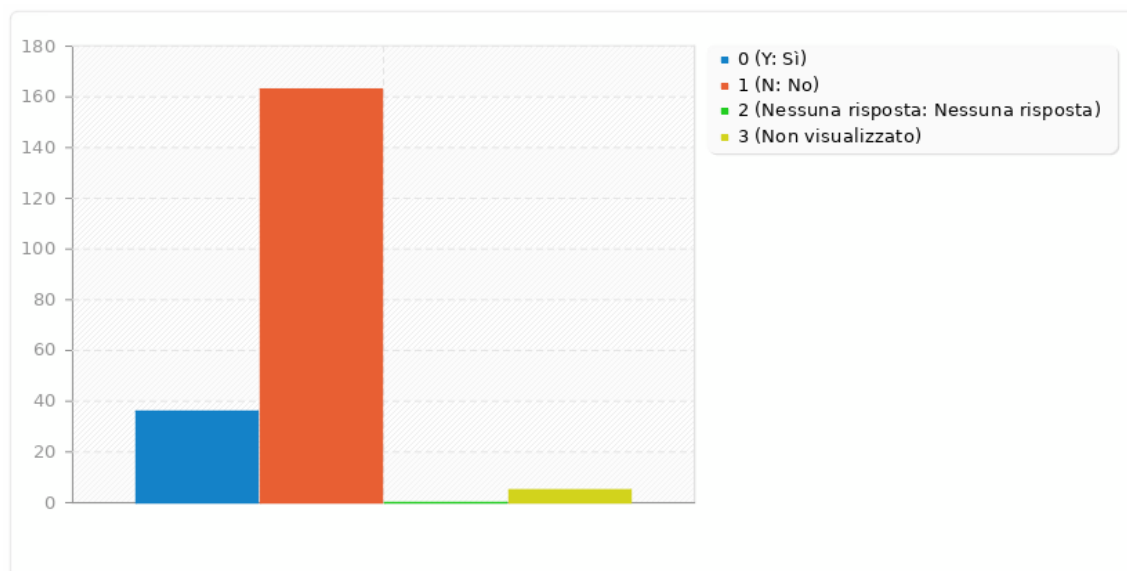
---

<b>Risposta</b>	<b>Conteggio</b>	<b>Percentuale</b>
Si (Y)	36	17.65%
No (N)	163	79.90%
Nessuna risposta	0	0.00%
Non visualizzato	5	2.45%

### Riepilogo per O0

Are you involved in experimental activities (i.e. do you use lab equipment or lab facilities)?

---



---

**Riepilogo per O1**

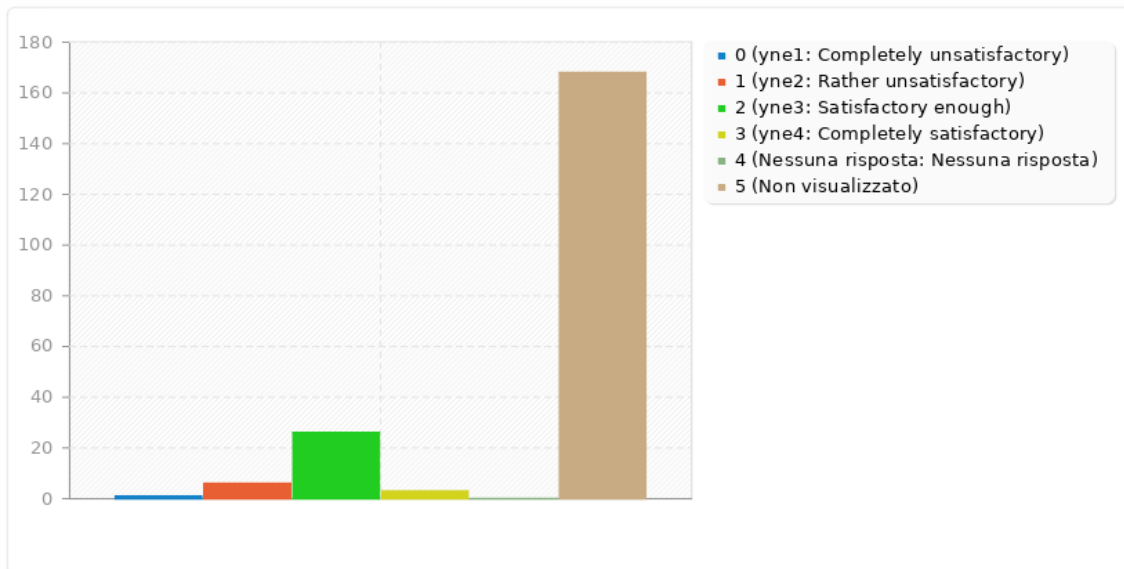
How would you rate the availability of laboratory resources necessary for your project (in terms of facilities, consumables and equipment)?

---

<b>Risposta</b>	<b>Conteggio</b>	<b>Percentuale</b>
Completely unsatisfactory (yne1)	1	0.49%
Rather unsatisfactory (yne2)	6	2.94%
Satisfactory enough (yne3)	26	12.75%
Completely satisfactory (yne4)	3	1.47%
Nessuna risposta	0	0.00%
Non visualizzato	168	82.35%

### Riepilogo per O1

How would you rate the availability of laboratory resources necessary for your project (in terms of facilities, consumables and equipment)?



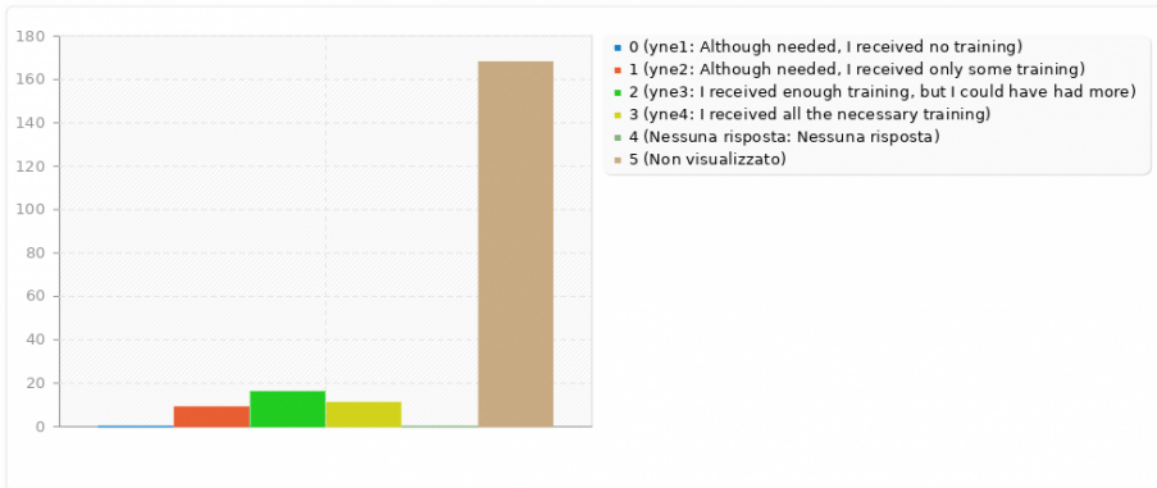
## Riepilogo per O3

How well have you been trained for your lab activities?

Risposta	Conteggio	Percentuale
Although needed, I received no training (yne1)	0	0.00%
Although needed, I received only some training (yne2)	9	4.41%
I received enough training, but I could have had more (yne3)	16	7.84%
I received all the necessary training (yne4)	11	5.39%
Nessuna risposta	0	0.00%
Non visualizzato	168	82.35%

### Riepilogo per O3

How well have you been trained for your lab activities?





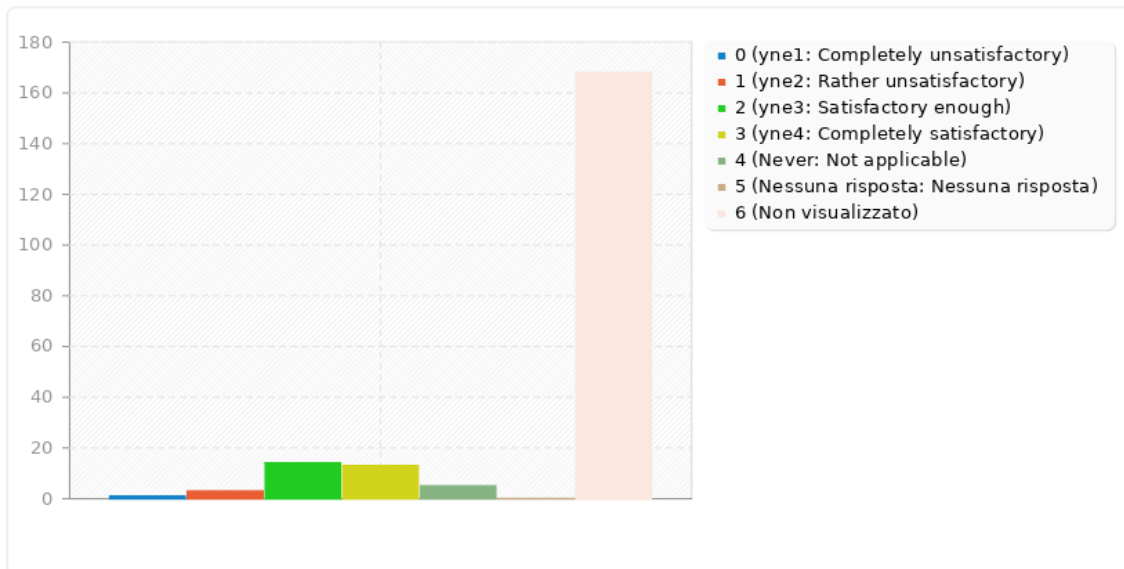
## Riepilogo per O4

How would you rate the support of the Neuroscience Area Technical Staff?

Risposta	Conteggio	Percentuale
Completely unsatisfactory (yne1)	1	0.49%
Rather unsatisfactory (yne2)	3	1.47%
Satisfactory enough (yne3)	14	6.86%
Completely satisfactory (yne4)	13	6.37%
Not applicable (Never)	5	2.45%
Nessuna risposta	0	0.00%
Non visualizzato	168	82.35%

### Riepilogo per O4

How would you rate the support of the Neuroscience Area Technical Staff?



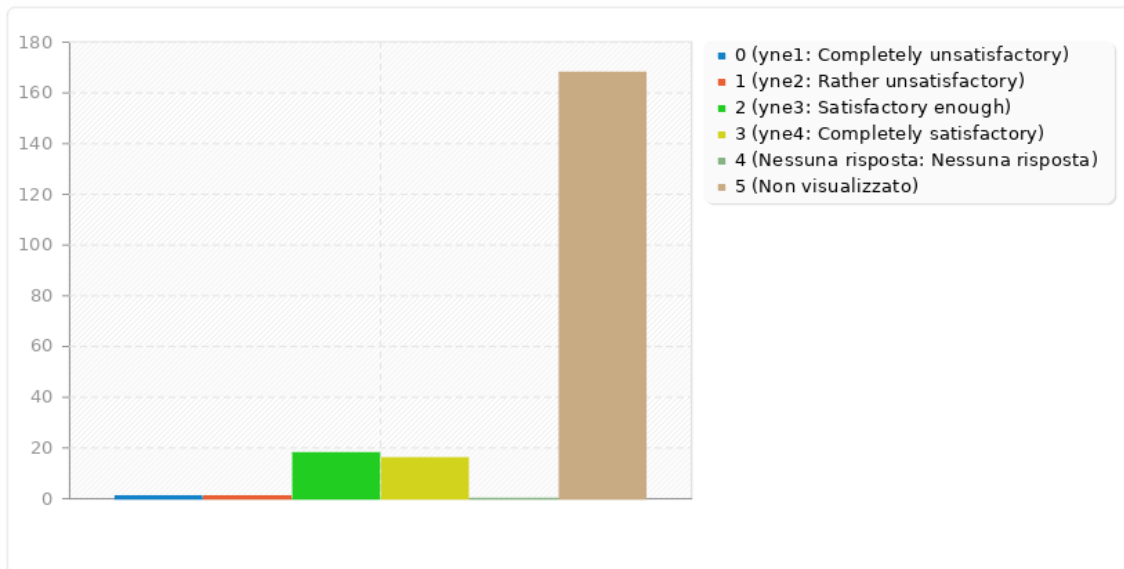
## Riepilogo per S1

How would you rate the safety level in the lab environment?

Risposta	Conteggio	Percentuale
Completely unsatisfactory (yne1)	1	0.49%
Rather unsatisfactory (yne2)	1	0.49%
Satisfactory enough (yne3)	18	8.82%
Completely satisfactory (yne4)	16	7.84%
Nessuna risposta	0	0.00%
Non visualizzato	168	82.35%

## Riepilogo per S1

How would you rate the safety level in the lab environment?



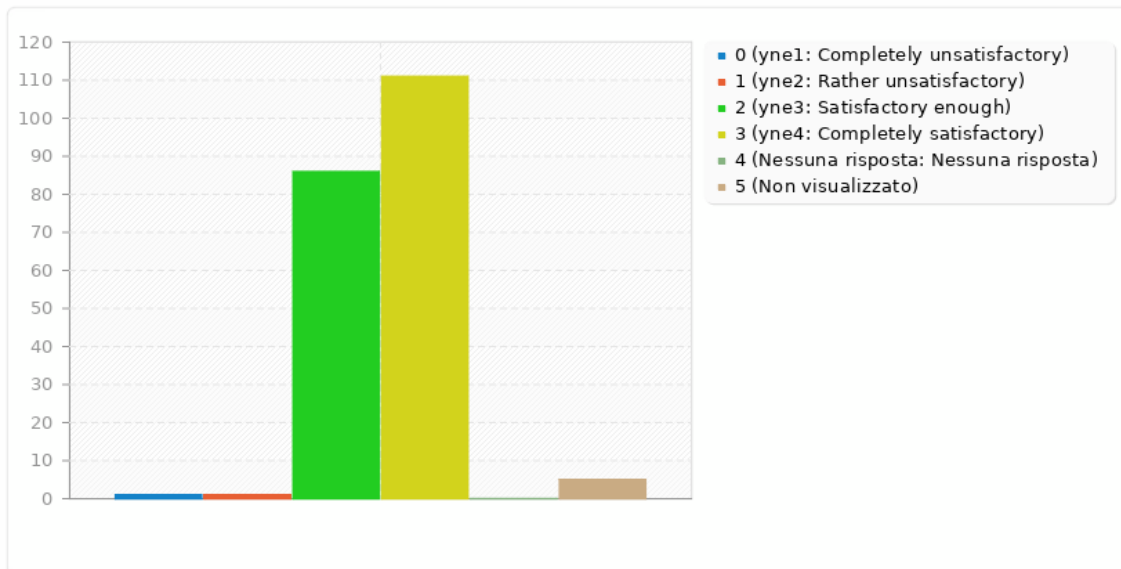
## Riepilogo per S3

How would you rate the safety conditions at SISSA in general?

Risposta	Conteggio	Percentuale
Completely unsatisfactory (yne1)	1	0.49%
Rather unsatisfactory (yne2)	1	0.49%
Satisfactory enough (yne3)	86	42.16%
Completely satisfactory (yne4)	111	54.41%
Nessuna risposta	0	0.00%
Non visualizzato	5	2.45%

### Riepilogo per S3

How would you rate the safety conditions at SISSA in general?



---

**Riepilogo per S5**

---

Have you ever needed/asked the support/action of the Health and Safety staff?

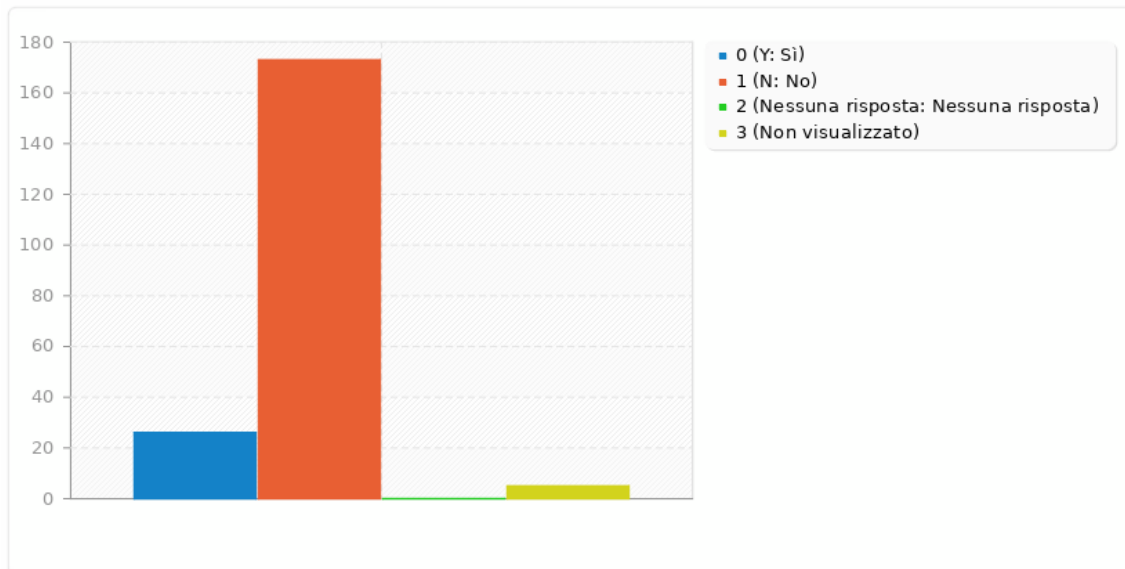
---

<b>Risposta</b>	<b>Conteggio</b>	<b>Percentuale</b>
Si (Y)	26	12.75%
No (N)	173	84.80%
Nessuna risposta	0	0.00%
Non visualizzato	5	2.45%

## Riepilogo per S5

Have you ever needed/asked the support/action of the Health and Safety staff?

---





---

**Riepilogo per S6**

---

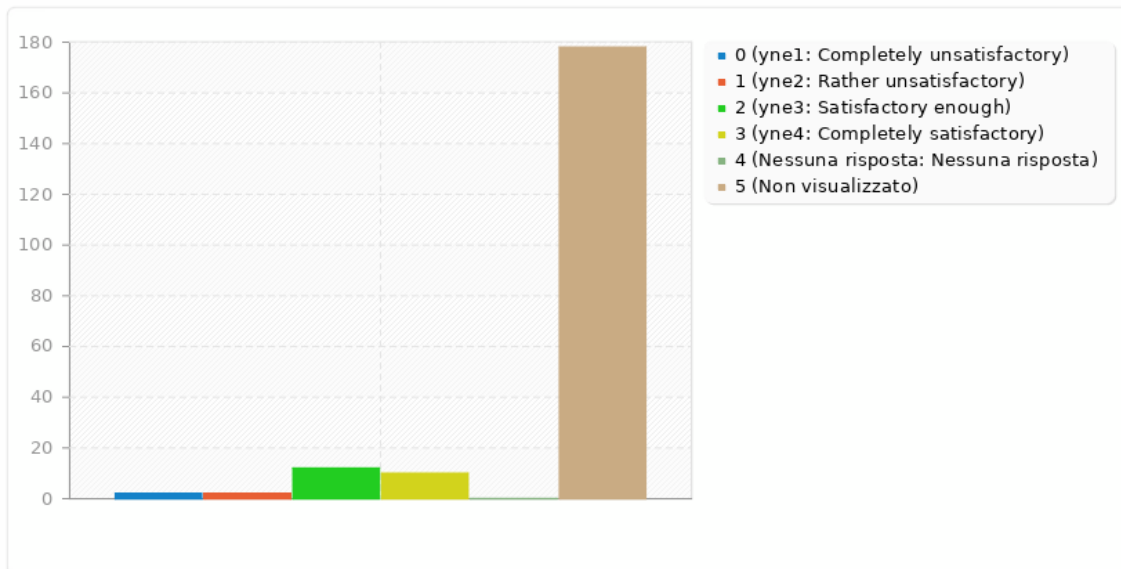
How would you rate the support of Health and Safety Service Staff?

---

<b>Risposta</b>	<b>Conteggio</b>	<b>Percentuale</b>
Completely unsatisfactory (yne1)	2	0.98%
Rather unsatisfactory (yne2)	2	0.98%
Satisfactory enough (yne3)	12	5.88%
Completely satisfactory (yne4)	10	4.90%
Nessuna risposta	0	0.00%
Non visualizzato	178	87.25%

### Riepilogo per S6

How would you rate the support of Health and Safety Service Staff?



---

**Riepilogo per P4(P401)[Critical thinking, independence]**

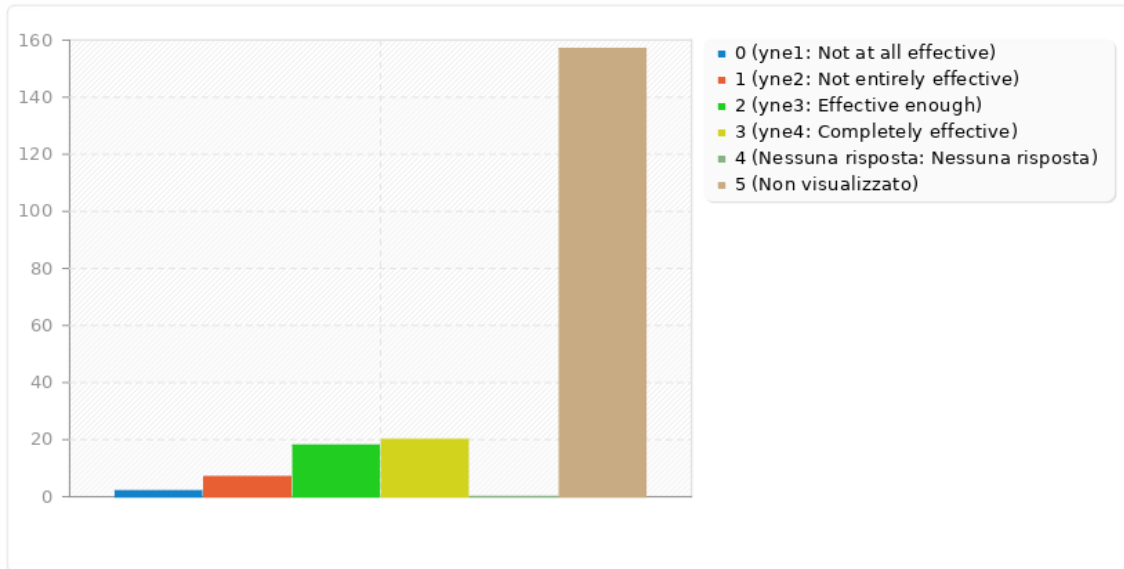
How effective was the PhD program in helping you to develop the following skills:

---

<b>Risposta</b>	<b>Conteggio</b>	<b>Percentuale</b>
Not at all effective (yne1)	2	0.98%
Not entirely effective (yne2)	7	3.43%
Effective enough (yne3)	18	8.82%
Completely effective (yne4)	20	9.80%
Nessuna risposta	0	0.00%
Non visualizzato	157	76.96%

Riepilogo per P4(P401)[Critical thinking, independence]

How effective was the PhD program in helping you to develop the following skills:



---

**Riepilogo per P4(P402)[Technical skills relevant to your field of choice]**

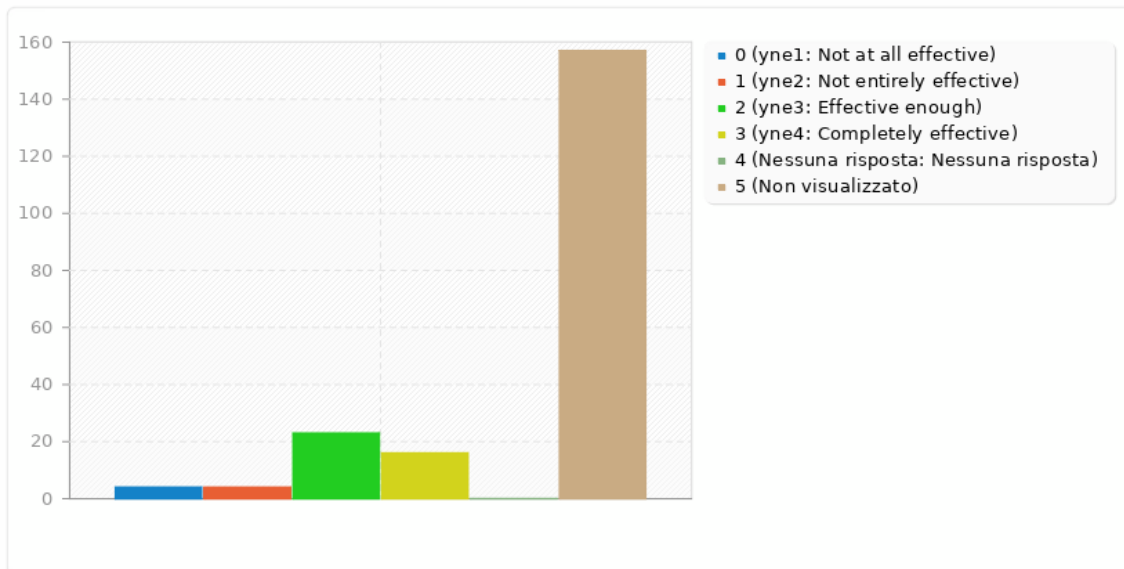
How effective was the PhD program in helping you to develop the following skills:

---

<b>Risposta</b>	<b>Conteggio</b>	<b>Percentuale</b>
Not at all effective (yne1)	4	1.96%
Not entirely effective (yne2)	4	1.96%
Effective enough (yne3)	23	11.27%
Completely effective (yne4)	16	7.84%
Nessuna risposta	0	0.00%
Non visualizzato	157	76.96%

Riepilogo per P4(P402)[Technical skills relevant to your field of choice]

How effective was the PhD program in helping you to develop the following skills:



---

**Riepilogo per P4(P403)[Knowledge of the relevant literature in your field of choice]**

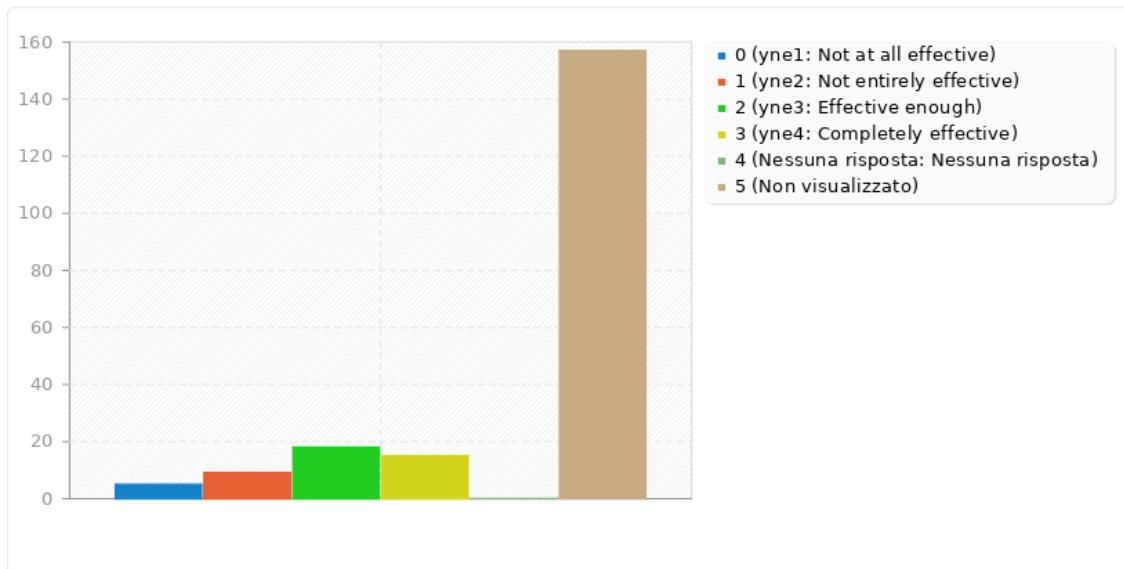
How effective was the PhD program in helping you to develop the following skills:

---

<b>Risposta</b>	<b>Conteggio</b>	<b>Percentuale</b>
Not at all effective (yne1)	5	2.45%
Not entirely effective (yne2)	9	4.41%
Effective enough (yne3)	18	8.82%
Completely effective (yne4)	15	7.35%
Nessuna risposta	0	0.00%
Non visualizzato	157	76.96%

Riepilogo per P4(P403)[Knowledge of the relevant literature in your field of choice]

How effective was the PhD program in helping you to develop the following skills:





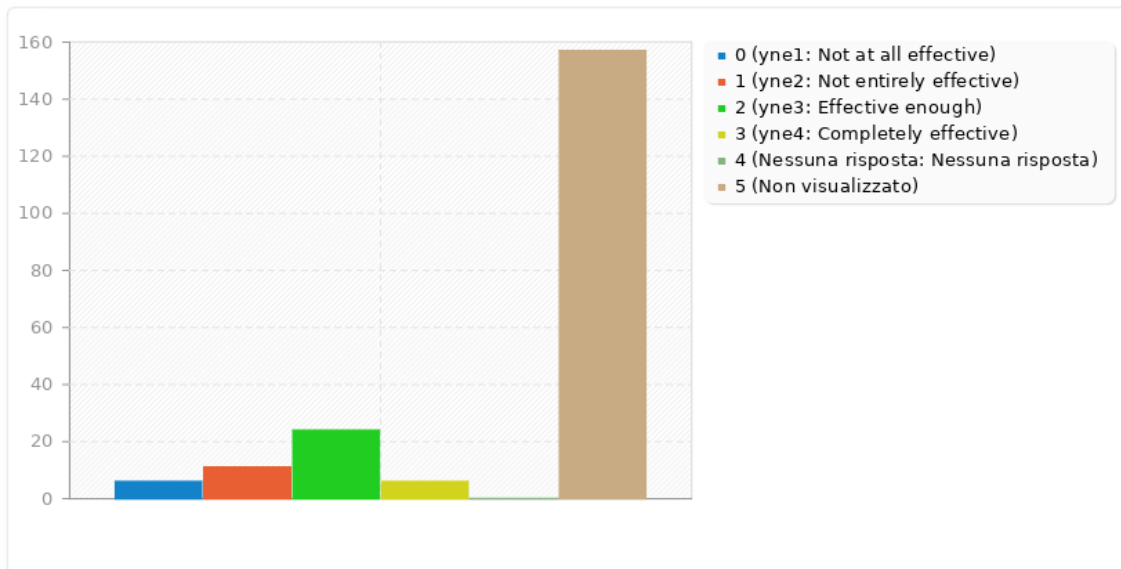
## Riepilogo per P4(P404)[Developing a network of contacts]

How effective was the PhD program in helping you to develop the following skills:

Risposta	Conteggio	Percentuale
Not at all effective (yne1)	6	2.94%
Not entirely effective (yne2)	11	5.39%
Effective enough (yne3)	24	11.76%
Completely effective (yne4)	6	2.94%
Nessuna risposta	0	0.00%
Non visualizzato	157	76.96%

Riepilogo per P4(P404)[Developing a network of contacts]

How effective was the PhD program in helping you to develop the following skills:



## Riepilogo per P1

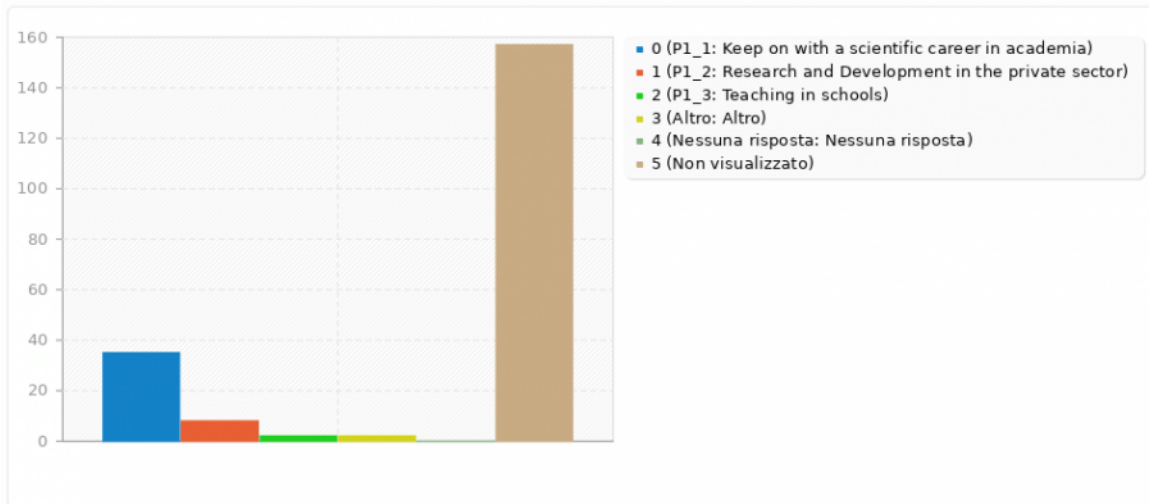
What would you like to do after your PhD?

Risposta	Conteggio	Percentuale
Keep on with a scientific career in academia (P1_1)	35	17.16%
Research and Development in the private sector (P1_2)	8	3.92%
Teaching in schools (P1_3)	2	0.98%
Altro	2	0.98%
Nessuna risposta	0	0.00%
Non visualizzato	157	76.96%

ID	Risposta
117	I don't know

## Riepilogo per P1

What would you like to do after your PhD?



---

**Riepilogo per P2**

---

**Was your supervisor helpful in guiding your search for a position after SISSA?**

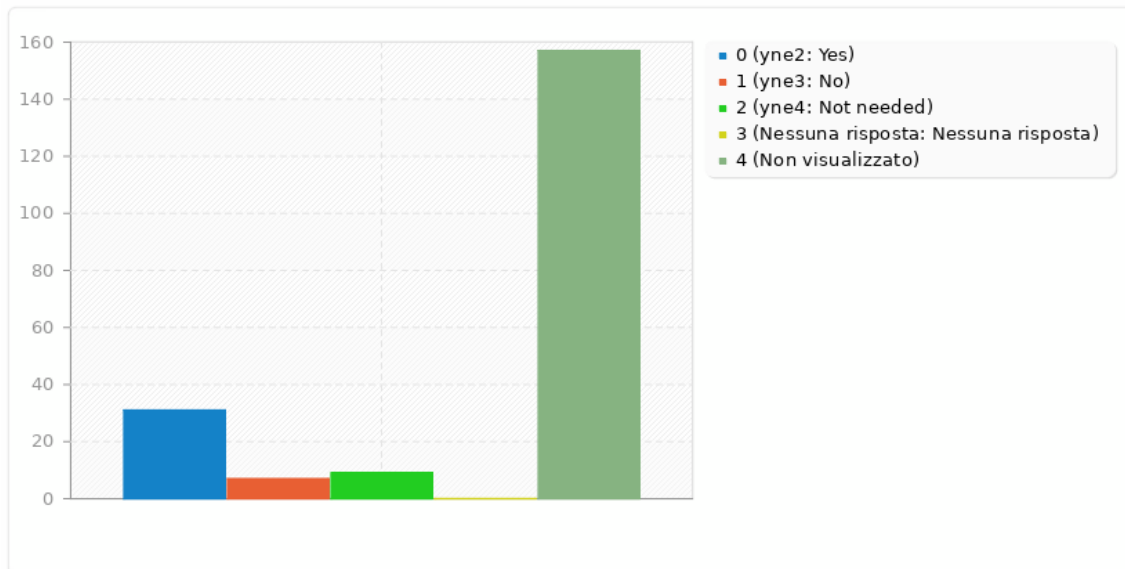
---

<b>Risposta</b>	<b>Conteggio</b>	<b>Percentuale</b>
Yes (yne2)	31	15.20%
No (yne3)	7	3.43%
Not needed (yne4)	9	4.41%
Nessuna risposta	0	0.00%
Non visualizzato	157	76.96%

## Riepilogo per P2

Was your supervisor helpful in guiding your search for a position after SISSA?

---



---

**Riepilogo per R0**

Overall, how would you rate your experience in SISSA?

---

<b>Risposta</b>	<b>Conteggio</b>	<b>Percentuale</b>
Completely unsatisfactory (yne1)	3	1.47%
Rather unsatisfactory (yne2)	31	15.20%
Satisfactory enough (yne3)	115	56.37%
Completely satisfactory (yne4)	50	24.51%
Nessuna risposta	0	0.00%
Non visualizzato	5	2.45%

## Riepilogo per R0

Overall, how would you rate your experience in SISSA?

---

